



Würth Baer Supply Company


**NEW FROM
KREG TOOL**

**Cabinet Installation
Systems 8' & 26' Pages 2-3
Corner Routing Guide Set & Bits
Page 4**

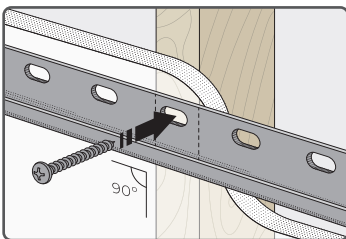
ONE PERSON CABINET INSTALLATION SYSTEM

Hanging and aligning cabinets can be a tall task especially when you are working independently. Kreg now has a solution that simplifies the process by allowing you to pre-hang wall brackets that temporarily hold the cabinets until you set them in their permanent location.

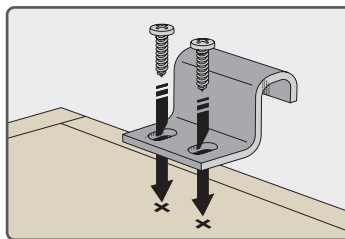
Position and hang cabinets easier than ever!



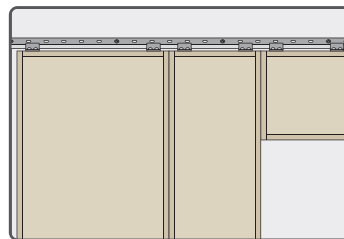
4 EASY STEPS!



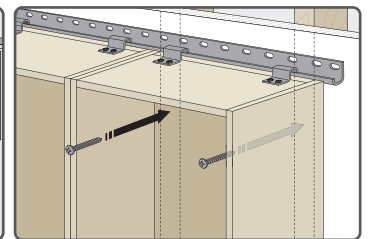
Mount wall brackets to the wall anywhere—as close as 1" from the ceiling.



Screw cabinet brackets to the top of the cabinets as temporary hangers.



Hang cabinets on wall brackets. The cabinet tops will all align.



Align the cabinet faces, and then attach cabinets to wall studs.

ONE PERSON CABINET INSTALLATION SYSTEM

Features:

- Customizable 2' sections up to 8' or 26'
- 14-gauge steel
- Allows for cabinet placement as close as 1" to ceiling
- Works with varying sizes of cabinets
- For use with runs of cabinets weighing 60 lbs. each or or less


8' CABINET INSTALLATION SYSTEM

The 8' Cabinet Installation System is great for small pantries, office cabinets or bathroom cabinets.

Includes:

- (4) 14-gauge steel wall brackets
 (13) 14-gauge steel cabinet brackets
 Mounting screws, wall anchors

Item #	Price
KJKCS-100	\$39.00




26' CABINET INSTALLATION SYSTEM

The 26' Cabinet Installation System is great for full kitchen projects or adding long runs of garage cabinets.

Includes:

- (13) 14-gauge steel wall brackets
 (39) 14-gauge steel cabinet brackets
 Mounting screws, wall anchors

Item #	Price
KJKCS-400	\$99.00



CORNER ROUTING GUIDE SET

The easy way to make perfect decorative corners with trim routers, handheld routers, or router tables.

Features:

- Works with dual-bearing flush trim bits
- Radius and chamfer profiles snap securely in place without tools
- Adjustable Edge Stop Posts and GripMaxx™ surface hold onto workpiece securely
- Large handle ensures confident control of guide

Includes:

- (1) Base Plate with Handle and Edge-Stop Posts
- (1) Profile Case
- (5) Radius Profiles (1/4", 1/2", 1", 1-1/2", 2")
- (3) Chamfer Profiles (1/2", 1", 2")



Item #	Description	Price
KJPRS1000	Corner Routing Guide Set	\$39.00
KJPRS250	Flush Trim Bit, 1/4" Shank, 1-1/8" material thickness capacity*	\$16.99
KJPRS500	Flush Trim Bit, 1/2" Shank, 1-3/8" material thickness capacity*	\$24.99

* 3-7/16" overall length; carbide cutters; max RPM 24,000



WÜRTH BAER SUPPLY COMPANY NEW FROM KREG TOOL

Würth Baer Supply Company

909 Forest Edge Drive
Vernon Hills, IL 60061
T: 800-289-2237
F: 888-558-2237
www.wurthbaersupply.com

Other locations:

Bethlehem, PA
Brooklyn Heights, OH
Columbus, OH
Edison, NJ
Elk Grove Village, IL
Harrisburg, PA
Indianapolis, IN

Kansas City, MO
Leetsdale, PA
Londonderry, NH
Middletown, OH
Oak Park, MI
Pennsauken, NJ

Sanford, NC
Syracuse, NY
Rumford, RI
Versailles, KY
West Haven, CT
Williamsport, PA

Source code: BP3610. Pricing Effective starting 1/18/2022. Subject to change without notice.