



# WÜRTH BAER SUPPLY COMPANY

BLUM CATALOG



EURO HINGES



MOVENTO SLIDES



COMPACT CLIP HINGES



TANDEM SLIDES



AVENTOS LIFT SYSTEMS



LEGRABOX DRAWER SYSTEM



## TABLE OF CONTENTS

**1-14**

### EURO HINGES




**42-57**

### TANDEM UNDERMOUNT SLIDES



**15-17**

### MOUNTING PLATES



**58-69**

### MOVENTO UNDERMOUNT SLIDES



**18-25**

### EURO HINGE ACCESSORIES



**70-84**

### LEGRABOX METAL DRAWER SYSTEMS



**26-27**

### COMPACT CLIP HINGES



**85-98**

### TANDEMBOX METAL DRAWER SYSTEMS



**28-33**

### COMPACT HINGES



**99-105**

### METABOX METAL DRAWER SYSTEMS



**34-41**

### HINGE MACHINES



**106-125**

### AVENTOS LIFT SYSTEMS






## BLUM SOFT-CLOSE EURO HINGES



### 110° CLIP top BLUMOTION Hinges

- BLUMOTION integrated into the hinge cup
- Deactivation switch for small/light doors
- For door thicknesses up to 1" (26mm)
- Overload safety feature
- 86° angle restriction clip available (BP70T3553)
- Compatible with existing CLIP mounting plates and hinge arm cover caps

| Item #    | Opening | Overlay | Fixing   | Close Type | Box Qty |
|-----------|---------|---------|----------|------------|---------|
| BP71B3550 | 110°    | Full    | Screw-On | Soft-Close | 250     |
| BP71B3580 | 110°    | Full    | Dowel    | Soft-Close | 250     |
| BP71B3590 | 110°    | Full    | INSERTA  | Soft-Close | 250     |
| BP71B358E | 110°    | Full    | EXPANDO  | Soft-Close | 250     |
| BP71B3650 | 110°    | Half    | Screw-On | Soft-Close | 250     |
| BP71B3680 | 110°    | Half    | Dowel    | Soft-Close | 250     |
| BP71B3690 | 110°    | Half    | INSERTA  | Soft-Close | 250     |
| BP71B3750 | 110°    | Inset   | Screw-On | Soft-Close | 250     |
| BP71B3780 | 110°    | Inset   | Dowel    | Soft-Close | 250     |
| BP71B3790 | 110°    | Inset   | INSERTA  | Soft-Close | 250     |



### 110° + CLIP top BLUMOTION Hinges

- For door overlays up to 22mm
- BLUMOTION integrated into the hinge cup
- Deactivation switch for small/light doors
- For door thicknesses up to 1" (26mm)
- Overload safety feature
- 86° angle restriction clip available (BP70T3553)
- Compatible with existing CLIP mounting plates and hinge arm cover caps

| Item #    | Opening | Overlay | Fixing   | Close Type | Box Qty |
|-----------|---------|---------|----------|------------|---------|
| BP73B3550 | 110°    | Full    | Screw-On | Soft-Close | 250     |
| BP73B3580 | 110°    | Full    | Dowel    | Soft-Close | 250     |
| BP73B3590 | 110°    | Full    | INSERTA  | Soft-Close | 250     |
| BP73B358E | 110°    | Full    | EXPANDO  | Soft-Close | 250     |



## BLUM SOFT-CLOSE EURO HINGES



### 95° CLIP top BLUMOTION Thick Door Hinges

- BLUMOTION integrated into the hinge cup
- Deactivation switch for small/light doors
- For door thicknesses up to 1-3/16" (30mm)
- Overload safety feature
- Compatible with existing CLIP mounting plates and hinge arm cover caps

| Item #    | Opening | Overlay | Fixing   | Close Type | Box Qty |
|-----------|---------|---------|----------|------------|---------|
| BP71B9550 | 95°     | Full    | Screw-On | Soft-close | 250     |
| BP71B9580 | 95°     | Full    | Dowel    | Soft-close | 250     |
| BP71B9590 | 95°     | Full    | INSERTA  | Soft-close | 250     |
| BP71B9650 | 95°     | Half    | Screw-On | Soft-close | 50      |
| BP71B9680 | 95°     | Half    | Dowel    | Soft-close | 50      |
| BP71B9690 | 95°     | Half    | INSERTA  | Soft-close | 50      |
| BP71B9750 | 95°     | Inset   | Screw-On | Soft-close | 50      |
| BP71B9780 | 95°     | Inset   | Dowel    | Soft-close | 50      |
| BP71B9790 | 95°     | Inset   | INSERTA  | Soft-close | 50      |



### 110° CLIP top BLUMOTION Diagonal 45° II

- BLUMOTION integrated into the hinge cup
- Deactivation switch for small/light doors
- For door thicknesses up to 3/4" (19mm)
- Overload safety feature
- Compatible with existing CLIP mounting plates and hinge arm cover caps

| Item #    | Opening | Overlay      | Fixing  | Close Type | Box Qty |
|-----------|---------|--------------|---------|------------|---------|
| BP79B3598 | 110°    | Diagonal 45° | INSERTA | Soft-close | 50      |




## BLUM ZERO PROTRUSION EURO HINGES



### 155° CLIP top and CLIP top BLUMOTION Zero Protrusion Hinges

- For use in cabinets with interior roll-outs
- Three-dimensional adjustment
- Available with INSERTA attachment
- For door thicknesses up to 15/16" (24mm)
- All metal hinge, nickel-plated

| Item #    | Opening | Overlay | Fixing   | Close Type | Box Qty |
|-----------|---------|---------|----------|------------|---------|
| BP71T7550 | 155°    | Full    | Screw-On | Self-close | 125     |
| BP71B7550 | 155°    | Full    | Screw-On | Soft-close | 125     |
| BP71B7580 | 155°    | Full    | Dowel    | Soft-close | 125     |
| BP71T7590 | 155°    | Full    | INSERTA  | Self-close | 125     |
| BP71B7590 | 155°    | Full    | INSERTA  | Soft-close | 125     |
| BP71T7650 | 155°    | Half    | Screw-On | Self-close | 25      |
| BP71B7650 | 155°    | Half    | Screw-On | Soft-close | 25      |
| BP71B7690 | 155°    | Half    | INSERTA  | Soft-close | 25      |



### 125° CLIP top BLUMOTION Zero Protrusion Hinges for Thicker Doors

- Zero protrusion hinge for thicker doors
- For use in cabinets with interior roll-outs
- Three-dimensional adjustment
- For door thicknesses up to 1-3/16" (30mm)
- All metal hinge, nickel-plated

| Item #     | Opening | Overlay | Fixing   | Close Type | Box Qty |
|------------|---------|---------|----------|------------|---------|
| BP71B7550D | 125°    | Full    | Screw-On | Soft-close | 25      |
| BP71B7580D | 125°    | Full    | Dowel    | Soft-close | 25      |




## BLUM SOFT-CLOSE SPECIALTY EURO HINGES



### 95° CLIP top BLUMOTION Inset Blind Corner Hinges

- BLUMOTION integrated into the hinge cup
- Deactivation switch for small/light doors
- For door thicknesses up to 15/16" (24mm)
- Overload safety feature
- Boring distance range 3mm to 7mm
- Compatible with existing CLIP mounting plates and hinge arm cover caps

| Item #    | Opening | Overlay | Fixing   | Close Type | Box Qty |
|-----------|---------|---------|----------|------------|---------|
| BP79B9550 | 95°     | Inset   | Screw-On | Soft-close | 50      |
| BP79B9580 | 95°     | Inset   | Dowel    | Soft-close | 50      |
| BP79B9590 | 95°     | Inset   | INSERTA  | Soft-close | 50      |



### 95° CLIP top BLUMOTION Overlay Blind Corner Hinges

- BLUMOTION integrated into the hinge cup
- Deactivation switch for small/light doors
- For door thicknesses up to 15/16" (24mm)
- Overload safety feature
- Boring distance range 3mm to 7mm
- Compatible with existing CLIP mounting plates and hinge arm cover caps

| Item #    | Opening | Overlay | Fixing | Close Type | Box Qty |
|-----------|---------|---------|--------|------------|---------|
| BP79B9980 | 95°     | Overlay | Dowel  | Soft-close | 50      |



### 95° CLIP top BLUMOTION Narrow Aluminum Door Hinges

- BLUMOTION integrated into the hinge cup
- Deactivation switch for small/light doors
- For door thicknesses up to 7/8" (22mm)
- Overload safety feature
- Compatible with existing CLIP mounting plates and hinge arm cover caps

| Item #    | Opening | Overlay | Fixing | Close Type | Box Qty |
|-----------|---------|---------|--------|------------|---------|
| BP71B950A | 95°     | Full    | Dowel  | Soft-close | 50      |



## BLUM EURO HINGES



### 100° CLIP Hinges

- Three-dimensional adjustment
- Available with INSERTA attachment
- For door thicknesses up to 15/16" (24mm)
- All metal hinge, nickel-plated
- Add-on BLUMOTION soft close available

| Item #      | Opening | Overlay | Fixing   | Close Type | Box Qty |
|-------------|---------|---------|----------|------------|---------|
| BP71M2550   | 100°    | Full    | Screw-On | Self-close | 250     |
| BP70M2550TL | 100°    | Full    | Screw-On | Free Swing | 50      |
| BP71M2580   | 100°    | Full    | Dowel    | Self-close | 250     |
| BP70M2580TL | 100°    | Full    | Dowel    | Free Swing | 50      |
| BP71M258E   | 100°    | Full    | EXPANDO  | Self-close | 250     |
| BP71M2590B  | 100°    | Full    | INSERTA  | Self-close | 250     |
| BP71M2650   | 100°    | Half    | Screw-On | Self-close | 250     |
| BP70M2650TL | 100°    | Half    | Screw-On | Free Swing | 50      |
| BP71M2680   | 100°    | Half    | Dowel    | Self-close | 250     |
| BP71M2690B  | 100°    | Half    | INSERTA  | Self-close | 250     |
| BP71M2750   | 100°    | Inset   | Screw-On | Self-close | 250     |
| BP70M2750TL | 100°    | Inset   | Screw-On | Free Swing | 50      |
| BP71M2780   | 100°    | Inset   | Dowel    | Self-close | 250     |
| BP70M2780TL | 100°    | Inset   | Dowel    | Free Swing | 50      |
| BP71M2790B  | 100°    | Inset   | INSERTA  | Self-close | 250     |



### 107° CLIP top Hinges

- Three-dimensional adjustment
- Available with INSERTA attachment
- For door thicknesses up to 3/4" (19mm)
- 86° angle restriction clip available (BP741103)
- All metal hinge, nickel-plated
- Add-on BLUMOTION soft close available

| Item #     | Opening | Overlay | Fixing   | Close Type | Box Qty |
|------------|---------|---------|----------|------------|---------|
| BP75T1550  | 107°    | Full    | Screw-On | Self-close | 250     |
| BP75T1580  | 107°    | Full    | Dowel    | Self-close | 250     |
| BP75T1590B | 107°    | Full    | INSERTA  | Self-close | 250     |

## BLUM CLIP TOP EURO HINGES



### 110° CLIP top Hinges

- Three-dimensional adjustment
- Available with INSERTA attachment
- INSERTA lever expands in 8mm holes
- For door thicknesses up to 1" (26mm)
- 86° angle restriction clip available (BP70T3553)
- All metal hinge, nickel-plated
- Add-on BLUMOTION soft close available

| Item #      | Opening | Overlay | Fixing   | Close Type | Box Qty |
|-------------|---------|---------|----------|------------|---------|
| BP71T3550   | 110°    | Full    | Screw-On | Self-close | 250     |
| BP70T3550TL | 110°    | Full    | Screw-On | Free Swing | 50      |
| BP71T3580   | 110°    | Full    | Dowel    | Self-close | 250     |
| BP70T3580TL | 110°    | Full    | Dowel    | Free Swing | 50      |
| BP71T358E   | 110°    | Full    | EXPANDO  | Self-close | 250     |
| BP71T3590   | 110°    | Full    | INSERTA  | Self-close | 250     |
| BP70T3590TL | 110°    | Full    | INSERTA  | Free Swing | 50      |
| BP71T3650   | 110°    | Half    | Screw-On | Self-close | 50      |
| BP70T3650TL | 110°    | Half    | Screw-On | Free Swing | 50      |
| BP71T3680   | 110°    | Half    | Dowel    | Self-close | 50      |
| BP71T3690   | 110°    | Half    | INSERTA  | Self-close | 50      |
| BP70T3690TL | 110°    | Half    | INSERTA  | Free Swing | 50      |
| BP71T3750   | 110°    | Inset   | Screw-On | Self-close | 50      |
| BP70T3750TL | 110°    | Inset   | Screw-On | Free Swing | 50      |
| BP71T3780   | 110°    | Inset   | Dowel    | Self-close | 50      |
| BP71T3790   | 110°    | Inset   | INSERTA  | Self-close | 50      |



### 110°+ CLIP top Hinges

- For larger overlays (22mm maximum)
- Three-dimensional adjustment
- Available with INSERTA attachment
- INSERTA lever expands in 8mm holes
- For door thicknesses up to 1" (26mm)
- 86° angle restriction clip available (BP70T3553)
- All metal hinge, nickel-plated
- Add-on BLUMOTION soft close available

| Item #      | Opening | Overlay | Fixing   | Close Type | Box Qty |
|-------------|---------|---------|----------|------------|---------|
| BP73T3550   | 110°+   | Full    | Screw-on | Self-close | 250     |
| BP72T3550TL | 110°+   | Full    | Screw-on | Free Swing | 50      |
| BP73T3580   | 110°+   | Full    | Dowel    | Self-close | 250     |
| BP72T3580TL | 110°+   | Full    | Dowel    | Free Swing | 50      |
| BP73T358E   | 110°+   | Full    | EXPANDO  | Self-close | 250     |
| BP73T3590   | 110°+   | Full    | INSERTA  | Self-close | 250     |
| BP72T3590TL | 110°+   | Full    | INSERTA  | Free Swing | 50      |



## BLUM CLIP TOP EURO HINGES



### 120° CLIP top Hinges

- Three-dimensional adjustment
- Available with INSERTA attachment
- For door thicknesses up to 7/8" (22mm)
- All metal hinge, nickel-plated
- Add-on BLUMOTION soft close available

| Item #     | Opening | Overlay | Fixing   | Close Type | Box Qty |
|------------|---------|---------|----------|------------|---------|
| BP71T5550  | 120°    | Full    | Screw-On | Self-Close | 250     |
| BP71T5580  | 120°    | Full    | Dowel    | Self-Close | 250     |
| BP71T558E  | 120°    | Full    | EXPANDO  | Self-Close | 250     |
| BP71T5590B | 120°    | Full    | INSERTA  | Self-Close | 250     |
| BP71T5650  | 120°    | Half    | Screw-On | Self-Close | 50      |
| BP71T5680  | 120°    | Half    | Dowel    | Self-Close | 50      |
| BP71T5690B | 120°    | Half    | INSERTA  | Self-Close | 50      |



### 120° + CLIP top Hinges

- For larger overlays (21mm maximum)
- Three-dimensional adjustment
- Available with INSERTA attachment
- For door thicknesses up to 7/8" (22mm)
- All metal hinge, nickel-plated
- Add-on BLUMOTION soft close available

| Item #     | Opening | Overlay | Fixing   | Close Type | Box Qty |
|------------|---------|---------|----------|------------|---------|
| BP73T5550  | 120°    | Full    | Screw-On | Self-Close | 250     |
| BP73T5580  | 120°    | Full    | Dowel    | Self-Close | 250     |
| BP73T5590B | 120°    | Full    | INSERTA  | Self-Close | 250     |
| BP73T558E  | 120°    | Full    | EXPANDO  | Self-Close | 250     |


## BLUM CLIP TOP EURO HINGES



### 95° CLIP top Thick Door Hinges

- Three-dimensional adjustment
- Available with INSERTA attachment
- For door thicknesses up to 1-3/16" (30mm)
- All metal hinge, nickel-plated
- Add-on BLUMOTION soft close available

| Item #      | Opening | Overlay | Fixing   | Close Type | Box Qty |
|-------------|---------|---------|----------|------------|---------|
| BP71T9550   | 95°     | Full    | Screw-on | Self-close | 250     |
| BP70T9550TL | 95°     | Full    | Screw-on | Free Swing | 50      |
| BP71T9580   | 95°     | Full    | Dowel    | Self-close | 250     |
| BP70T9580TL | 95°     | Full    | Dowel    | Free Swing | 50      |
| BP71T9590B  | 95°     | Full    | INSERTA  | Self-close | 250     |
| BP71T9650   | 95°     | Half    | Screw-on | Self-close | 50      |
| BP70T9650TL | 95°     | Half    | Screw-on | Free Swing | 50      |
| BP71T9680   | 95°     | Half    | Dowel    | Self-close | 50      |
| BP71T9690B  | 95°     | Half    | INSERTA  | Self-close | 50      |
| BP71T9750   | 95°     | Inset   | Screw-on | Self-close | 50      |
| BP70T9750TL | 95°     | Inset   | Screw-on | Free Swing | 50      |
| BP71T9780   | 95°     | Inset   | Dowel    | Self-close | 50      |
| BP71T9790B  | 95°     | Inset   | INSERTA  | Self-close | 50      |



### 170° CLIP top Hinges

- Three-dimensional adjustment
- Available with INSERTA attachment
- For door thicknesses up to 15/16" (24mm)
- 130° angle restriction clip available (BP706103)
- All metal hinge, nickel-plated
- Add-on BLUMOTION soft close available

| Item #     | Opening | Overlay | Fixing   | Close Type | Box Qty |
|------------|---------|---------|----------|------------|---------|
| BP71T6550  | 170°    | Full    | Screw-On | Self-Close | 125     |
| BP70T6550  | 170°    | Full    | Screw-On | Free Swing | 25      |
| BP71T6580  | 170°    | Full    | Dowel    | Self-Close | 125     |
| BP71T6540B | 170°    | Full    | INSERTA  | Self-Close | 125     |
| BP70T6540B | 170°    | Full    | INSERTA  | Free Swing | 25      |
| BP71T6650  | 170°    | Half    | Screw-On | Self-Close | 25      |
| BP70T6650  | 170°    | Half    | Screw-On | Free Swing | 25      |
| BP71T6680  | 170°    | Half    | Dowel    | Self-Close | 25      |
| BP71T6640B | 170°    | Half    | INSERTA  | Self-Close | 25      |

## BLUM SPECIALTY EURO HINGES



### 60° CLIP top Bi-Fold Hinges

- Spiral tech side adjustment for door gap
- Spiral tech depth adjustment for in/out
- Four dimensional adjustment
- All metal hinge, nickel-plated

| Item #    | Opening | Overlay | Fixing   | Close Type | Box Qty |
|-----------|---------|---------|----------|------------|---------|
| BP79T8500 | 60°     | Bi-Fold | Screw-On | Self-close | 25      |
| BP79T8530 | 60°     | Bi-Fold | Dowel    | Self-close | 25      |



### 95° CLIP top Inset Blind Corner Hinges

- Three-dimensional adjustment
- Available with INSERTA attachment
- For door thicknesses up to 15/16" (24mm)
- All metal hinge, nickel-plated

| Item #     | Opening | Overlay            | Fixing   | Close Type | Box Qty |
|------------|---------|--------------------|----------|------------|---------|
| BP79T9550  | 95°     | Inset Blind Corner | Screw-On | Self-close | 50      |
| BP79T9580  | 95°     | Inset Blind Corner | Dowel    | Self-close | 50      |
| BP79T9590B | 95°     | Inset Blind Corner | INSERTA  | Self-close | 50      |



### 95° CLIP top Overlay Blind Corner Hinges

- Three-dimensional adjustment
- Available with INSERTA attachment
- For door thicknesses up to 15/16" (24mm)
- All metal hinge, nickel-plated

| Item #       | Opening | Overlay              | Fixing  | Close Type | Box Qty |
|--------------|---------|----------------------|---------|------------|---------|
| BP79T9990B37 | 95°     | Overlay Blind Corner | INSERTA | Self-close | 50      |



### 120° CLIP top Aluminum Door Hinge for BLUMOTION

- For use with BLUMOTION 973A
- Three-dimensional adjustment
- For door thicknesses up to 7/8" (22mm)
- All metal hinge, nickel-plated

| Item #     | Opening | Overlay | Fixing   | Close Type | Box Qty |
|------------|---------|---------|----------|------------|---------|
| BP73T550AB | 120°    | Full    | Screw-On | Self-close | 50      |



## BLUM SPECIALTY EURO HINGES



### 120° CLIP top Aluminum Door Hinge

- Not for use with BLUMOTION 973A
- For door thicknesses up to 7/8" (22mm)

| Item #      | Opening | Overlay | Fixing   | Close Type | Box Qty |
|-------------|---------|---------|----------|------------|---------|
| BP73T550A   | 120°    | Full    | Screw-On | Self-close | 50      |
| BP72T550ATL | 120°    | Full    | Screw-On | Free Swing | 20      |



### 110° CLIP top Diagonal 45° Hinges

- For door thicknesses up to 3/4" (19mm)
- All metal hinge, nickel-plated

| Item #    | Opening | Overlay      | Fixing   | Close Type | Box Qty |
|-----------|---------|--------------|----------|------------|---------|
| BP79T5550 | 110°    | Diagonal 45° | Screw-On | Self-close | 50      |
| BP79T5580 | 110°    | Diagonal 45° | Dowel    | Self-close | 50      |
| BP79T5590 | 110°    | Diagonal 45° | INSERTA  | Self-close | 50      |



### 95° CLIP top Mini Hinges

- For small doors or doors with small frames
- Side adjustment of +0.5mm to -3.5mm
- 26mm drill bit required (1" cannot be used)
- For door thicknesses up to 1" (26mm)

| Item #    | Opening | Overlay | Fixing   | Close Type | Box Qty |
|-----------|---------|---------|----------|------------|---------|
| BP71T0550 | 95°     | Full    | Screw-On | Self-close | 50      |
| BP71T0650 | 95°     | Half    | Screw-On | Self-close | 50      |
| BP71T0750 | 95°     | Inset   | Screw-On | Self-close | 50      |




### 95° CLIP top Glass Door Hinges

- For glass thickness of 4.5mm to 7mm
- Side adjustment of +0.5mm to -3.5mm
- Fixing screws included
- 26mm drill bit required (1" cannot be used)

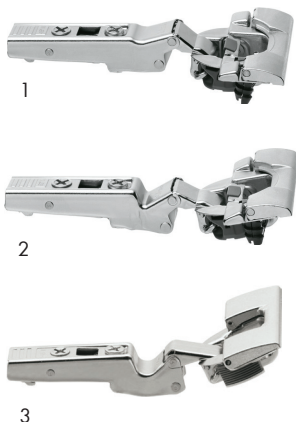
| Item #    | Opening | Overlay | Fixing   | Close Type | Box Qty |
|-----------|---------|---------|----------|------------|---------|
| BP75T4100 | 95°     | Full    | Screw-On | Self-close | 50      |
| BP75T4200 | 95°     | Half    | Screw-On | Self-close | 50      |
| BP75T4300 | 95°     | Inset   | Screw-On | Self-close | 50      |

## BLUM ANGLED HINGES

### Blum Angled CLIP top BLUMOTION & CLIP top Hinges



| Positive Angle Hinges |              |          |         |                    |         |
|-----------------------|--------------|----------|---------|--------------------|---------|
|                       | Item #       | Degree   | Fixing  | Close Type         | Box Qty |
| 1                     | BP79B9494    | +15°     | INSERTA | CLIP top BLUMOTION | 50      |
|                       | BP79A9494BT  | +15°     | INSERTA | CLIP top           | 50      |
| 2                     | BP79B9595    | +20°     | INSERTA | CLIP top BLUMOTION | 50      |
|                       | BP79A9595BT  | +20°     | INSERTA | CLIP top           | 50      |
| 3                     | BP79B9596    | +30° II  | INSERTA | CLIP top BLUMOTION | 50      |
|                       | BP79A9596BT1 | +30° II  | INSERTA | CLIP top           | 50      |
| 4                     | BP79B9496    | +30° III | INSERTA | CLIP top BLUMOTION | 50      |
|                       | BP79A9496BT  | +30° III | INSERTA | CLIP top           | 50      |
| 5                     | BP79B9698    | +45° I   | INSERTA | CLIP top BLUMOTION | 50      |
|                       | BP79A9698BT  | +45° I   | INSERTA | CLIP top           | 50      |
| 6                     | BP79B3598    | +45° II  | INSERTA | CLIP top BLUMOTION | 50      |
|                       | BP79T5590    | +45° II  | INSERTA | CLIP top           | 50      |
| 7                     | BP79B9498    | +45° III | INSERTA | CLIP top BLUMOTION | 50      |
|                       | BP79A9498BT  | +45° III | INSERTA | CLIP top           | 50      |




| Negative Angle Hinges |             |        |         |                    |         |
|-----------------------|-------------|--------|---------|--------------------|---------|
|                       | Item #      | Degree | Fixing  | Close Type         | Box Qty |
| 1                     | BP79B3493   | -15°   | INSERTA | CLIP top BLUMOTION | 50      |
|                       | BP79A5493BT | -15°   | INSERTA | CLIP top           | 50      |
| 2                     | BP79B3491   | -30°   | INSERTA | CLIP top BLUMOTION | 50      |
|                       | BP79A5491BT | -30°   | INSERTA | CLIP top           | 50      |
| 3                     | BP79B3490   | -45°   | INSERTA | CLIP top BLUMOTION | 50      |
|                       | BP79A5490BT | -45°   | INSERTA | CLIP top           | 50      |

## BLUM ANGLED HINGES



**Standard Thick Door Hinges Used in Angled Applications**

|   | Item #     | Degree | Overlay | Fixing  | Closing Type       | Box Qty |
|---|------------|--------|---------|---------|--------------------|---------|
| 1 | BP71B9590  | 95°    | Full    | INSERTA | CLIP top BLUMOTION | 250     |
|   | BP71T9590B | 95°    | Full    | INSERTA | CLIP top           | 250     |
| 2 | BP71B9690  | 95°    | Half    | INSERTA | CLIP top BLUMOTION | 50      |
|   | BP71T9690B | 95°    | Half    | INSERTA | CLIP top           | 50      |
| 3 | BP71B9790  | 95°    | Inset   | INSERTA | CLIP top BLUMOTION | 50      |
|   | BP71T9790B | 95°    | Inset   | INSERTA | CLIP top           | 50      |




**Angled Spacer Wedges for Positive and Negative Angled Hinges**

|   | Item #     | Thickness | Degree | Box Qty |
|---|------------|-----------|--------|---------|
| 1 | BP171A5500 | 2mm       | -5°    | 50      |
| 2 | BP171A5010 | 4mm       | +5°    | 50      |
| 3 | BP171A5040 | 5mm       | +5°    | 50      |
| 4 | BP171A5070 | 7mm       | +5°    | 50      |

**Visit us at [wurthbaersupply.com](http://wurthbaersupply.com) for a complete selection of Blum products**


WÜRTH BAER SUPPLY COMPANY
Tollfree 800-289-2237





[Contact](#) | [Register / Sign In](#) | [HELP](#) [CHAT](#)


[ALL PRODUCTS](#) [QUOTES](#) [PROMOTIONS](#) [RESOURCE CENTER](#) [DIGITAL TOOLS](#) [CAREERS](#)


Brand: Blum®, Inc.





**Blum®, Inc.**  
Blum is an international manufacturer of furniture hardware. It is a family-owned company based in Höchst, a municipality in the Austrian province of Vorarlberg. Production facilities are mainly located in Austria, but the company also has production plants in the United States, in Poland and in Brazil. Blum supplies furniture manufacturers and hardware distributors in more than 120 countries worldwide.



Bits & Holders



Blum AVENTOS Lift Systems



Blum LEGRABOX Drawer Systems



Blum METABOX Drawer Systems



Blum SERVO-DRIVE Components



Blum TANDEMBOX Drawer System



Boring and Drilling



Boring Bits



Bumpers



Connecting Screws



Countertops and Counter Bore



Drawer Box Accessories



Drawer Box Materials



Drawer Inserts



Drawer Slides Accessories



European Long Arm Hinges



Face Frame Hinges



Glass Door Hinges



Hinge Accessories


Hinge Base Plates


Screwdrivers


Screws


Slides, Epoxy Coated Euro


Slides, Undermount



## BLUM ONYX BLACK EURO HINGES

### Blum Onyx Black Euro Hinges

- Surface finish for better integration into darker cabinets
- High quality mounting plates with convenient cam height adjustment



#### 110° CLIP top BLUMOTION Hinges

| Item #         | Opening | Overlay | Fixing   | Close Type | Box Qty |
|----------------|---------|---------|----------|------------|---------|
| BP71B3550-ONYX | 110°    | Full    | Screw-On | Soft-close | 250     |
| BP71B3580-ONYX | 110°    | Full    | Dowel    | Soft-close | 250     |
| BP71B3590-ONYX | 110°    | Full    | INSERTA  | Soft-close | 250     |
| BP71B3650-ONYX | 110°    | Half    | Screw-On | Soft-close | 250     |
| BP71B3690-ONYX | 110°    | Half    | INSERTA  | Soft-close | 250     |
| BP71B3750-ONYX | 110°    | Inset   | Screw-On | Soft-close | 250     |
| BP71B3790-ONYX | 110°    | Inset   | INSERTA  | Soft-close | 250     |



#### 110° + CLIP top BLUMOTION Hinges

| Item #         | Opening | Overlay | Fixing   | Close Type | Box Qty |
|----------------|---------|---------|----------|------------|---------|
| BP73B3550-ONYX | 110°+   | Full    | Screw-On | Soft-close | 250     |
| BP73B3590-ONYX | 110°+   | Full    | INSERTA  | Soft-close | 250     |



#### 95° CLIP top BLUMOTION Thick Door Hinges

| Item #         | Opening | Overlay | Fixing   | Close Type | Box Qty |
|----------------|---------|---------|----------|------------|---------|
| BP71B9550-ONYX | 95°     | Full    | Screw-On | Soft-close | 250     |
| BP71B9580-ONYX | 95°     | Full    | Dowel    | Soft-close | 250     |
| BP71B9590-ONYX | 95°     | Full    | INSERTA  | Soft-close | 250     |
| BP71B9650-ONYX | 95°     | Half    | Screw-On | Soft-close | 50      |
| BP71B9690-ONYX | 95°     | Half    | INSERTA  | Soft-close | 50      |
| BP71B9750-ONYX | 95°     | Inset   | Screw-On | Soft-close | 50      |
| BP71B9790-ONYX | 95°     | Inset   | INSERTA  | Soft-close | 50      |



#### 155° CLIP top BLUMOTION Zero Protrusion Hinges

| Item #         | Opening | Overlay | Fixing   | Close Type | Box Qty |
|----------------|---------|---------|----------|------------|---------|
| BP71B7550-ONYX | 155°    | Full    | Screw-On | Soft-close | 125     |
| BP71B7580-ONYX | 155°    | Full    | Dowel    | Soft-close | 125     |
| BP71B7590-ONYX | 155°    | Full    | INSERTA  | Soft-close | 125     |
| BP71B7690-ONYX | 155°    | Half    | INSERTA  | Soft-close | 25      |

## BLUM ONYX BLACK EURO HINGES



### Blum Onyx Black Euro Hinges

- Surface finish for better integration into darker cabinets
- High quality mounting plates with convenient cam height adjustment





#### CLIP top BLUMOTION Specialty Hinges

| Item #           | Opening | Hinge Type         | Fixing   | Close Type | Box Qty |
|------------------|---------|--------------------|----------|------------|---------|
| 1 BP79B9550-ONYX | 95°     | Inset Blind Corner | Screw-On | Soft-close | 50      |
| 1 BP79B9580-ONYX | 95°     | Inset Blind Corner | Dowel    | Soft-close | 50      |
| BP79B9590-ONYX   | 95°     | Inset Blind Corner | INSERTA  | Soft-close | 50      |
| 2 BP79B9698-ONYX | 95°     | +45° I Angled      | INSERTA  | Soft-close | 50      |
| 3 BP79B3598-ONYX | 110°    | +45° II Angled     | INSERTA  | Soft-close | 50      |



#### CLIP Mounting Plates


| Item #             | Height | Plate Type | Fixing Type | Box Qty |
|--------------------|--------|------------|-------------|---------|
| 1 BP174H7100E-ONYX | 0mm    | Wing       | EXPANDO     | 500     |
| 2 BP175H3100-ONYX  | 0mm    | Inline     | Screw-On    | 500     |



#### 95° CLIP top BLUMOTION Thick Door Hinges

| Item #           | Description  | Box Qty |
|------------------|--|---------|
| 1 BP701503-ONYX  | Blank Arm Cover Cap for Full Overlay Hinges                | 1,000   |
| 2 BP701553-ONYX  | Blank Arm Cover Cap for Angled Hinges                      | 1,000   |
| 3 BP704503-ONYX  | Hinge Arm Cover Cap for Zero Protrusion Hinges             | 1,000   |
| 4 BP70T3504-ONYX | Blank Cup Cover Cap for 110° Hinges                        | 1,000   |
| 5 BP70T7504-ONYX | Blank Cup Cover Cap for 125° & 155° Zero Protrusion Hinges | 1,000   |


## BLUM CLIP MOUNTING PLATES



|  | Item #       | Height | Fixing Type                   | Material      | Box Qty |
|--|--------------|--------|-------------------------------|---------------|---------|
| <b>Standard One-Piece Wing Mounting Plates</b> |              |        |                               |               |         |
| A  | BP173L6100   | 0mm    | Wood Screw                    | Stamped Steel | 500     |
|  | BP173L6130   | 3mm    | Wood Screw                    | Stamped Steel | 500     |
| B  | BP173L8100   | 0mm    | Pre-mounted 5mm System Screws | Stamped Steel | 500     |
|  | BP173L8130   | 3mm    | Pre-mounted 5mm System Screws | Stamped Steel | 500     |
| C  | BP174E610001 | 0mm    | EXPANDO                       | Stamped Steel | 500     |
|  | BP174E610Z   | 0mm    | EXPANDO (twin application)    | Stamped Steel | 500     |
| D  | BP175L8100   | 0mm    | Pre-mounted 5mm System Screws | Zinc Die-cast | 500     |
|  | BP175L8130   | 3mm    | Pre-mounted 5mm System Screws | Zinc Die-cast | 500     |
|  | BP175L8190   | 9mm    | Pre-mounted 5mm System Screws | Zinc Die-cast | 250     |
| <b>Cam Adjustable Wing Mounting Plates</b>     |              |        |                               |               |         |
| E  | BP173H7100   | 0mm    | Wood Screw                    | Stamped Steel | 500     |
|  | BP173H7130   | 3mm    | Wood Screw                    | Stamped Steel | 50      |
| F  | BP173H9100   | 0mm    | Wood Screw or System Screw    | Stamped Steel | 500     |
|  | BP173H9130   | 3mm    | Wood Screw or System Screw    | Stamped Steel | 500     |
| G  | BP174H7100E  | 0mm    | EXPANDO                       | Stamped Steel | 500     |
|  | BP174H7130E  | 3mm    | EXPANDO                       | Stamped Steel | 500     |
|  | BP174H710ZE  | 0mm    | EXPANDO (twin application)    | Stamped Steel | 500     |
| H  | BP174H7100I  | 0mm    | INSERTA                       | Stamped Steel | 250     |
|  | BP174H7130I  | 3mm    | INSERTA                       | Stamped Steel | 50      |
| <b>Standard Two-Piece Wing Mounting Plates</b> |              |        |                               |               |         |
| I  | BP175H7100   | 0mm    | Wood Screw                    | Zinc Die-cast | 500     |
|  | BP175H7130   | 3mm    | Wood Screw                    | Zinc Die-cast | 50      |
|  | BP175H7190   | 9mm    | Wood Screw                    | Zinc Die-cast | 250     |
| J  | BP175H9100   | 0mm    | Wood Screw or System Screw    | Zinc Die-cast | 500     |
|  | BP175H9130   | 3mm    | Wood Screw or System Screw    | Zinc Die-cast | 50      |
|  | BP175H9160   | 6mm    | Wood Screw or System Screw    | Zinc Die-cast | 50      |
|  | BP175H9190   | 9mm    | Wood Screw or System Screw    | Zinc Die-cast | 250     |
|  | BP175H919022 | 18mm   | Wood Screw or System Screw    | Zinc Die-cast | 250     |



## BLUM CLIP MOUNTING PLATES



|  | Item #       | Height | Fixing Type                     | Material      | Box Qty |
|--|--------------|--------|---------------------------------|---------------|---------|
| <b>Cam Adjustable In-Line Mounting Plates</b>                |              |        |                                 |               |         |
| A  | BP175H3100   | 0mm    | Wood Screw                      | Stamped Steel | 500     |
| B  | BP177H3100   | 0mm    | Dowel                           | Stamped Steel | 500     |
| C  | BP177H3100E  | 0mm    | EXPANDO                         | Stamped Steel | 500     |
|  | BP177H3130E  | 3mm    | EXPANDO                         | Stamped Steel | 500     |
| <b>Inset Face Frame Adapter</b>                              |              |        |                                 |               |         |
| D  | BP175H503021 | 9mm    | Truss Head Screw                | Zinc Die-cast | 250     |
| <b>Face Frame Adapter Plates - Use #7 x 3/4" Wood Screws</b> |              |        |                                 |               |         |
| E  | BP175H6000   | 0mm    | Cam Adjustable Center Mount     | Zinc Die-cast | 250     |
|  | BP175H6030   | 3mm    | Cam Adjustable Center Mount     | Zinc Die-cast | 250     |
|  | BP175H6040   | 4.5mm  | Cam Adjustable Center Mount     | Zinc Die-cast | 250     |
|  | BP175H6060   | 6mm    | Cam Adjustable Center Mount     | Zinc Die-cast | 250     |
| F  | BP175H6600   | 0mm    | Cam Adjustable Off-Center Mount | Zinc Die-cast | 250     |
| G  | BP175L603021 | 3mm    | Center Mount                    | Zinc Die-cast | 500     |
| H  | BP175L660022 | 0mm    | Off-Center Mount                | Zinc Die-cast | 500     |
|  | BP175L663022 | 3mm    | Off-Center Mount                | Zinc Die-cast | 500     |
|  | BP175L666022 | 6mm    | Off-Center Mount                | Zinc Die-cast | 250     |
| I  | BP175L660024 | 0mm    | With Flange                     | Zinc Die-cast | 250     |




| Accessory Items |                                   |
|-----------------|-----------------------------------|
| Item #          | Description                       |
| AA608520        | Vix Bit, 1/4" Hex Shank, #6 Screw |
| AA630520        | Replacement Bit for above         |

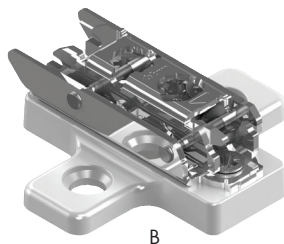
## BLUM CAM ADJUSTABLE MOUNTING PLATES

### Blum CAM Adjustable Thick Mounting Plates


- Can be used on both face frame and frameless cabinet applications
- Five plates come in heights that help avoid blocking out in inset applications, by matching the recess behind the face frame
- Cam height adjustment of +/- 2mm
- Steel, nickel-plated with zinc adapter
- Attached with #7 x 5/8" wood screws or 5mm x 13mm euro screws



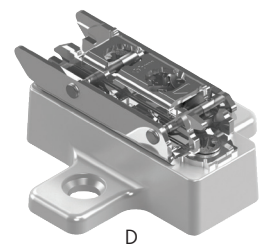
A




B




C




D




E



F

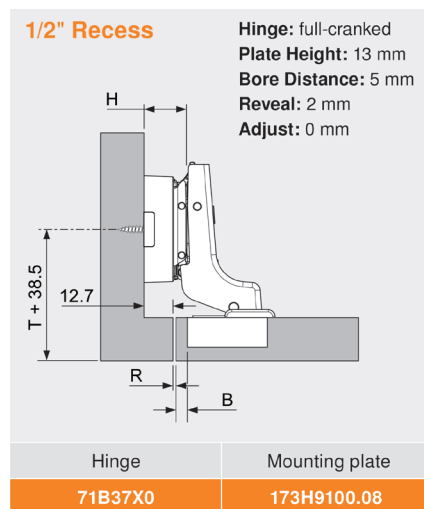


G



H

### Sample Application



|   | Item #       | Height | Inset Recess | Box Qty |
|---|--------------|--------|--------------|---------|
| A | BP173H910004 | 6mm    | 1/4"         | 250     |
| B | BP173H913006 | 9mm    | 3/8"         | 250     |
| C | BP173H910008 | 13mm   | 1/2"         | 250     |
| D | BP173H913010 | 16mm   | 5/8"         | 250     |
| E | BP173H910012 | 19mm   | 3/4"         | 250     |
| F | BP173H913014 | 22mm   | 7/8"         | 250     |
| G | BP173H910016 | 25mm   | 1"           | 250     |
| H | BP173H913018 | 29mm   | 1-1/8"       | 250     |

## BLUM EURO HINGE ACCESSORIES

### Hinge Arm Cover Caps



BP701503



BP701503BP  
(Blum logo)



BP701663



BP704503-NI



BP806507



BP90M210301-B

| Steel Item # | Nylon Item #  | Overlays                             | For Use With   | Box Qty |
|--------------|---------------|--------------------------------------|--|---------|
| BP701503     | BP90M210301-B | Full Overlay                         | 100°, 107°, 110°, 110°+, 120°, 120°+, Thick Door, Bi-Fold, Diagonal 45°, Blind Corner, and Narrow Aluminum Door Hinges | 1,000   |
| BP701503BP   | -             | Full Overlay with Embossed Blum Logo |  | 1,000   |
| BP701663     | -             | Inset                                |  | 1,000   |
| BP704503-NI  | -             | All Overlays                         | 125°/155° Hinges   | 1,000   |
| BP806507     | -             | All Overlays                         | 170° Hinges  | 1,000   |



### Hinge Cup Spacer

- 1.5mm spacer for use under the hinge cup
- Use to retrofit existing doors with a cup depth less than 13mm
- Non-stackable
- Gray nylon
- Not for use with INSERTA hinges

| Item #      | Box Qty |
|-------------|---------|
| BP70T350721 | 250     |




### Hinge Cup Cover Cap for BLUMOTION Hinges

- For use with CLIP top BLUMOTION hinges
- Suitable for screw-on, dowel and EXPANDO hinge cups
- Can also be used with CLIP top 110° and 110°+ hinges
- Steel, nickel-plated

| Item #    | Box Qty |
|-----------|---------|
| BP70T3504 | 1,000   |

## BLUM EURO HINGE ACCESSORIES



### Hinge Cover Cap for CLIP top Hinges

- For use with CLIP top hinges only
- Suitable for screw-on, dowel and EXPANDO hinge cups for CLIP top 107°, 120°, 120°+, thick door and blind corner hinges
- Clip on attachment/removal
- Steel, nickel-plated

| Item #    | Box Qty |
|-----------|---------|
| BP70T1504 | 1,000   |



### Hinge Cover Cap for Zero Protrusion Hinges

- For use with Zero Protrusion CLIP top and CLIP top BLUMOTION hinges
- Clip on attachment/removal
- Steel, nickel-plated

| Item #         | Finish | Box Qty |
|----------------|--------|---------|
| BP70T7504-NI   | Nickel | 1,000   |
| BP70T7504-ONYX | Black  | 1,000   |



### 3mm Spacer

- Reduces overlays by 3mm
- Mounts under CLIP wing mounting plates
- Stackable
- Gray nylon

| Item #    | Box Qty |
|-----------|---------|
| BP1816130 | 50      |



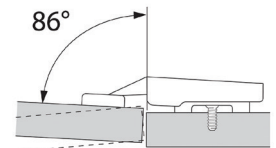
## BLUM EURO HINGE ANGLE RESTRICTION CLIPS



### Angle Restriction Clip for 107° Hinges

- Reduces opening angle of the CLIP top and CLIP 107° hinges to 86°
- For use with CLIP top and CLIP 107° hinges only
- Installs quickly, easily and tool-free
- Non-removable
- Black nylon

| Item #   | Box Qty |
|----------|---------|
| BP741103 | 250     |



### Angle Restriction Clip for 110° Hinges

- Reduces opening angle of the CLIP top 110° and 110°+ hinges to 86°
- For use with CLIP top 110° and 110°+ hinges only
- Installs quickly, easily and tool-free either before or after the hinge has been installed
- Black nylon

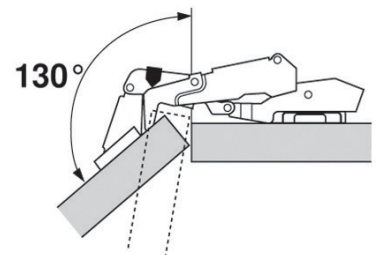
| Item #    | Box Qty |
|-----------|---------|
| BP70T3553 | 250     |



### Angle Restriction Clip for 170° Hinges

- Reduces opening angle of the CLIP top 170° hinge to 130°
- Required for special applications of the 170° hinge
- Installs quickly, easily and tool-free
- Black nylon

| Item #   | Box Qty |
|----------|---------|
| BP706103 | 250     |



### Angle Restriction Clips for Zero Protrusion Hinges

- Reduces opening angle of CLIP top 155° hinge to 110° or 92°
- For use with 155°/125° hinges only
- Installs quickly, easily and tool-free
- Gray nylon

| Item #      | Description                  | Box Qty |
|-------------|------------------------------|---------|
| BP70T7553   | 110° for 155° / 92° for 125° | 250     |
| BP70T755309 | 92° for 155°                 | 250     |

## BLUMOTION SOFT-CLOSE DEVICES FOR BLUM EURO HINGES

### BLUM 973A BLUMOTION for CLIP Hinges

- Soft-closing feature for CLIP top and CLIP hinges
- Offers the same quality of motion as drawer systems with BLUMOTION
- Automatically adjusts to the closing force of the door
- Simple attachment to the hinge arm
- Nickel-plated steel and gray nylon




| For Full Overlay Hinges  |              |         |
|--|--------------|---------|
| For Use With   | Item #       | Box Qty |
| CLIP top 107°, CLIP top 110°, CLIP top 110°+, CLIP top 120°, CLIP top 120°+, CLIP top 95° thick door, CLIP top 120° aluminum door, CLIP 100° | BP973A050001 | 500     |



| For Half Overlay Hinges  |            |         |
|--|------------|---------|
| For Use With   | Item #     | Box Qty |
| CLIP top 110°, CLIP top 120°, CLIP top 95° thick door, CLIP 100° | BP973A0600 | 250     |




| For Inset Hinges                                  |            |         |
|---|------------|---------|
| For Use With                                      | Item #     | Box Qty |
| CLIP top 110°, CLIP top 95° thick door, CLIP 100° | BP973A0700 | 250     |



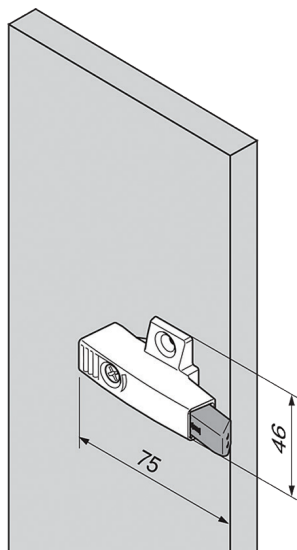
| For 170° Hinges                     |            |         |
|-------------------------------------|------------|---------|
| For Use With                        | Item #     | Box Qty |
| CLIP top 170° - Full & Half Overlay | BP973A6000 | 125     |

## BLUMOTION SOFT-CLOSE DEVICES FOR BLUM EURO HINGES



### BLUM 971A BLUMOTION for CLIP Hinges

- Soft-closing feature for CLIP top and CLIP full overlay hinges
- Offers the same quality of motion as drawer systems with BLUMOTION
- Adjustable to various door sizes and weights (+3/-7mm range)
- Installed onto hinge-side panel
- For use with full overlay hinge and either 0mm or 3mm mounting plate only
- Nickel-plated steel and gray nylon



### Wing Plate (Screw-on)

- 37mm setback, 32mm apart
- Attach with #6 x 5/8" wood screws
- Nickel-plated steel and gray nylon

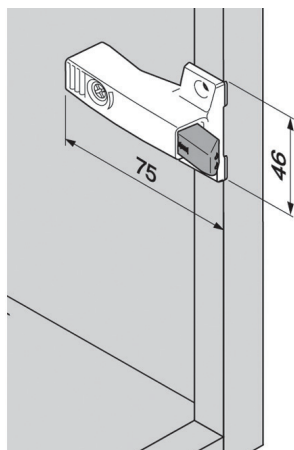
| Item #     | Box Qty |
|------------|---------|
| BP971A0500 | 25      |



### Face Frame Adapter Plate (Screw-On)

- 9.5mm setback, 32mm apart
- Attach with #6 x 5/8" wood screws
- Nickel-plated steel and gray nylon

| Item #     | Box Qty |
|------------|---------|
| BP971A0700 | 25      |



## BLUMOTION SOFT-CLOSE DEVICES FOR BLUM EURO HINGES



### BLUM 970A BLUMOTION for CLIP Hinges

- Soft-closing feature for CLIP top and CLIP hinges
- Offers the same quality of motion as drawer systems with BLUMOTION
- Automatically adjusts to the closing force of the door
- Installed into the top and/or bottom panel or with adapter plates on hinge-side
- Gray nylon


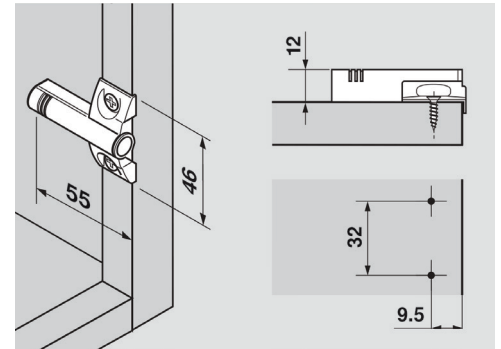
| Item #     | Box Qty |
|------------|---------|
| BP970A1002 | 50      |



### Face Frame Adapter (Screw-On)

- 9.5mm setback, 32mm apart
- Can also be used in panel cabinets
- Attach with #6 x 5/8" wood screws
- Steel, nickel-plated

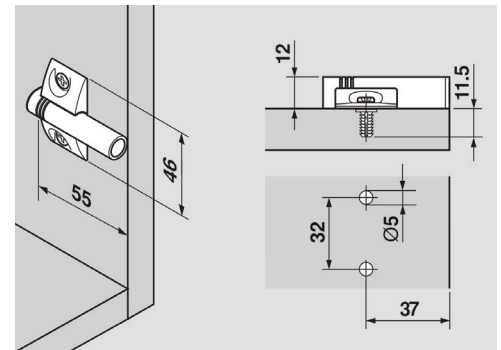
| Item #    | Box Qty |
|-----------|---------|
| BP9705701 | 50      |



### Wing Adapter (EXPANDO)

- 37mm setback, 32mm apart
- EXPANDO version installs with pre-attached screws
- Steel, nickel-plated

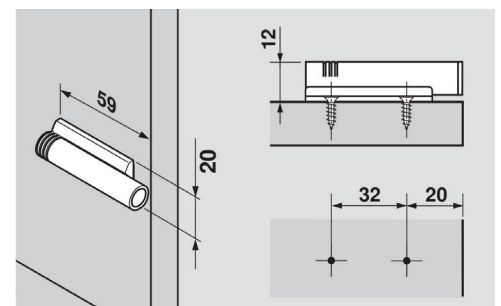
| Item #   | Box Qty |
|----------|---------|
| BP970550 | 50      |



### In-line Adapter (Screw-On)

- 20mm setback, 32mm apart
- Two-piece design
- Attach with #6 x 5/8" wood screws
- Steel, nickel-plated and gray nylon

| Item #    | Box Qty |
|-----------|---------|
| BP9705201 | 50      |





## BLUM TIP-ON FOR DOORS



### TIP-ON Set for Standard Door

- Nylon unit with magnetic tip
- Adjustment range +4mm to -1mm
- For use with Blum CLIP free swing hinges
- For door heights less than 48"
- Works for both overlay and inset applications
- Can be bored into the panel or used with an adapter plate
- Set includes: TIP-ON unit, self-adhesive catch plate, screw-on catch plate, and wood screw

| Item #       | Finish | Box Qty |
|--------------|--------|---------|
| BP9561004    | Gray   | 50      |
| BP9561004-BL | Black  | 50      |
| BP9561004-WH | White  | 50      |



### TIP-ON Set for Large Door

- Nylon unit with magnetic tip
- Adjustment range +4mm to -1mm
- For use with Blum CLIP free swing hinges
- For door heights greater than 48"
- Works for both overlay and inset applications
- Can be bored into the panel or used with an adapter plate
- Set includes: TIP-ON unit, self-adhesive catch plate, screw-on catch plate, and wood screw

| Item #        | Finish | Box Qty |
|---------------|--------|---------|
| BP956A1004    | Gray   | 50      |
| BP956A1004-BL | Black  | 50      |
| BP956A1004-WH | White  | 50      |



### TIP-ON Unit for Self/Soft Close Hinges

- Nylon unit with bumper tip
- Adjustment range +4mm to -1mm
- For use with Blum self/soft close hinges
- For door widths greater than 10"
- Works for both overlay and inset applications
- Can be bored into the panel or used with an adapter plate

| Item #        | Finish | Box Qty |
|---------------|--------|---------|
| BP956A1006    | Gray   | 250     |
| BP956A1006-BL | Black  | 250     |
| BP956A1006-WH | White  | 250     |

## BLUM TIP-ON FOR DOORS



### TIP-ON In-line Adapter Plate for Standard Door

- In-line adapter plate for standard door
- Two-piece, screw-on baseplate
- 20mm setback, 17mm apart
- Door gap factory setting 2mm
- Nylon

| Item #       | Finish | Box Qty |
|--------------|--------|---------|
| BP9561201    | Gray   | 250     |
| BP9561201-BL | Black  | 50      |
| BP9561201-WH | White  | 250     |
| BP9561201-NI | Nickel | 50      |



### TIP-ON In-line Adapter Plate for Large Door

- In-line adapter plate for large door
- Two-piece, screw-on baseplate
- 20mm setback, 32mm apart
- Door gap factory setting 2mm
- Nylon

| Item #        | Finish | Box Qty |
|---------------|--------|---------|
| BP956A1201    | Gray   | 250     |
| BP956A1201-BL | Black  | 50      |
| BP956A1201-WH | White  | 250     |
| BP956A1201-NI | Nickel | 50      |



### TIP-ON Wing Adapter Plate for Large Door

- Wing adapter plate for large door
- One-piece, screw-on wing plate
- 37mm setback, 32mm apart
- Door gap factory setting 2mm
- Gray nylon

| Item #     | Finish | Box Qty |
|------------|--------|---------|
| BP956A1501 | Gray   | 250     |


## BLUM COMPACT CLIP FACE FRAME HINGES W/SOFT-CLOSE



### COMPACT CLIP 30C2, 7/16" Cup Depth

- 108° opening angle
- Utilizes CLIP technology, so doors can be attached and removed tool-free
- 3-dimensional cam adjustment w/directional arrows for precise adjustability
- Pre-mounted screw for time-saving and precise installation
- 3-dimensional cam adj: Height  $\pm 5/64"$  / Side-to-Side  $\pm 1/16"$  / Depth  $+3/32"$ ,  $-1/32"$

| Screw-On Item # | Dowel Item # | Overlay | Mount      | Close        | Finish | Box Qty |
|-----------------|--------------|---------|------------|--------------|--------|---------|
| -               | BP30C258BS05 | 5/16"   | Wraparound | Soft-Closing | Nickel | 250     |
| BP30C255BS06    | BP30C258BS06 | 3/8"    | Wraparound | Soft-Closing | Nickel | 250     |
| -               | BP30C258BS07 | 7/16"   | Wraparound | Soft-Closing | Nickel | 250     |
| BP30C255BS08    | BP30C258BS08 | 1/2"    | Wraparound | Soft-Closing | Nickel | 250     |
| BP30C255BSE8    | BP30C258BSE8 | 1/2"    | Edge       | Soft-Closing | Nickel | 250     |
| BP30C255BS10    | BP30C258BS10 | 5/8"    | Wraparound | Soft-Closing | Nickel | 250     |
| BP30C255BS12    | BP30C258BS12 | 3/4"    | Wraparound | Soft-Closing | Nickel | 250     |



### COMPACT CLIP 31C1, 7/16" Cup Depth

- 108° opening angle
- Utilizes CLIP technology, so doors can be attached and removed tool-free
- 3-dimensional cam adjustment w/directional arrows for precise adjustability
- Pre-mounted screw for time-saving and precise installation
- 3-dimensional cam adj: Height  $\pm 5/64"$  / Side-to-Side  $\pm 1/16"$  / Depth  $+3/32"$ ,  $-1/32"$

| Screw-On Item # | Dowel Item # | Overlay | Mount      | Close        | Finish | Box Qty |
|-----------------|--------------|---------|------------|--------------|--------|---------|
| -               | BP31C158S20  | 1-1/4"  | Wraparound | Soft-Closing | Nickel | 250     |




### COMPACT CLIP 31C3, 1/2" Cup Depth

- 108° opening angle
- Utilizes CLIP technology, so doors can be attached and removed tool-free
- 3-dimensional cam adjustment w/directional arrows for precise adjustability
- Pre-mounted screw for time-saving and precise installation
- 3-dimensional cam adj: Height  $\pm 5/64"$  / Side-to-Side  $\pm 1/16"$  / Depth  $+3/32"$ ,  $-1/32"$

| Screw-On Item # | Dowel Item # | Overlay | Mount      | Close        | Finish | Box Qty |
|-----------------|--------------|---------|------------|--------------|--------|---------|
| BP31C355BS16    | BP31C358BS16 | 1"      | Wraparound | Soft-Closing | Nickel | 250     |
| BP31C355BS20    | BP31C358BS20 | 1-1/4"  | Wraparound | Soft-Closing | Nickel | 250     |
| BP31C355BS21    | BP31C358BS21 | 1-5/16" | Wraparound | Soft-Closing | Nickel | 250     |
| BP31C355BS22    | BP31C358BS22 | 1-3/8"  | Wraparound | Soft-Closing | Nickel | 250     |
| BP31C355BS24    | BP31C358BS24 | 1-1/2"  | Wraparound | Soft-Closing | Nickel | 250     |
| -               | BP31C358BS25 | 1-9/16" | Wraparound | Soft-Closing | Nickel | 250     |

## BLUM COMPACT CLIP HINGE ACCESSORIES



### Hinge Arm Cover Caps

- Steel, nickel-plated caps
- Available blank or embossed (Blum logo)
- Also available with printed custom logo (Special order - minimum order quantity applies)


| Blum Logo Item # | Blank Item # | Designed For   | Box Qty |
|------------------|--------------|--|---------|
| BP30C2508-BL     | BP30C2508    | Large Overlay 30C2 / 31C1 / 31C3 Compact CLIP Hinges | 1,000   |
| BP31C1508-BL     | BP31C1508    | Small Overlay 30C2 / 31C1 / 31C3 Compact CLIP Hinges | 1,000   |



### Angle Restriction Clip

- Restricts opening angle of the COMPACT CLIP hinge to 86°
- Clip must be inserted before the hinge has been attached to the face frame
- Gray nylon

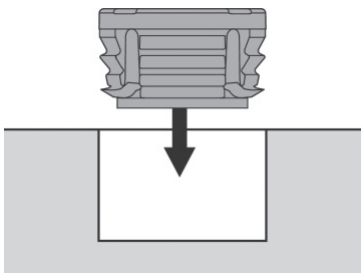
| Item #      | Box Qty |
|-------------|---------|
| BP38C315B31 | 250     |



### Hinge Cup Spacer

- 1/16" spacer for use under the hinge cup for thin or profile doors
- Non-stackable
- Gray nylon

| Item #     | Box Qty |
|------------|---------|
| BP38C355B9 | 250     |



### 8mm Dowels

- 8mm Dowels for Blum's COMPACT CLIP hinges: 30C2, 31C1 and 31C3

| Item #    | Box Qty |
|-----------|---------|
| BP30C2582 | 1,000   |

## BLUM COMPACT SOFT-CLOSE FACE FRAME HINGES



### COMPACT BLUMOTION 38N Hinges for Partial Overlay

- BLUMOTION integrated into the hinge cup
- Deactivation switch for small/light doors
- Overload safety feature
- 7/16" cup depth
- Edge mount available in 1/2" overlay

| Item #       | Opening | Overlay | Fixing   | Mount      | Box Qty |
|--------------|---------|---------|----------|------------|---------|
| BP38N358B05  | 105°    | 5/16"   | Dowel    | Wraparound | 250     |
| BP38N355B06  | 105°    | 3/8"    | Screw-On | Wraparound | 250     |
| BP38N358B06  | 105°    | 3/8"    | Dowel    | Wraparound | 250     |
| BP38N355B08  | 105°    | 1/2"    | Screw-On | Wraparound | 250     |
| BP38N358B08  | 105°    | 1/2"    | Dowel    | Wraparound | 250     |
| BP38N355BE08 | 105°    | 1/2"    | Screw-On | Edge       | 250     |
| BP38N358BE08 | 105°    | 1/2"    | Dowel    | Edge       | 250     |
| BP38N355B10  | 105°    | 5/8"    | Screw-On | Wraparound | 250     |
| BP38N358B10  | 105°    | 5/8"    | Dowel    | Wraparound | 250     |
| BP38N355B12  | 105°    | 3/4"    | Screw-On | Wraparound | 250     |
| BP38N358B12  | 105°    | 3/4"    | Dowel    | Wraparound | 250     |




### COMPACT BLUMOTION 39C Hinges for Full Overlay

- BLUMOTION integrated into the hinge cup
- Deactivation switch for small/light doors
- Overload safety feature
- One-piece wraparound hinge
- 1/2" cup depth
- Less minimum reveal

| Item #      | Opening | Overlay | Fixing   | Mount      | Box Qty |
|-------------|---------|---------|----------|------------|---------|
| BP39C355B16 | 110°    | 1"      | Screw-On | Wraparound | 300     |
| BP39C358B16 | 110°    | 1"      | Dowel    | Wraparound | 300     |
| BP39C355B20 | 110°    | 1-1/4"  | Screw-On | Wraparound | 300     |
| BP39C358B20 | 110°    | 1-1/4"  | Dowel    | Wraparound | 300     |
| BP39C355B21 | 110°    | 1-5/16" | Screw-On | Wraparound | 300     |
| BP39C358B21 | 110°    | 1-5/16" | Dowel    | Wraparound | 300     |
| BP39C355B22 | 110°    | 1-3/8"  | Screw-On | Wraparound | 300     |
| BP39C358B22 | 110°    | 1-3/8"  | Dowel    | Wraparound | 300     |
| BP39C355B24 | 110°    | 1-1/2"  | Screw-On | Wraparound | 300     |
| BP39C358B24 | 110°    | 1-1/2"  | Dowel    | Wraparound | 300     |
| BP39C355B25 | 110°    | 1-9/16" | Screw-On | Wraparound | 300     |
| BP39C358B25 | 110°    | 1-9/16" | Dowel    | Wraparound | 300     |



## BLUM COMPACT SOFT-CLOSE FACE FRAME HINGES



### COMPACT BLUMOTION 38C Hinges for Full Overlay

- BLUMOTION integrated into the hinge cup
- Deactivation switch for small/light doors
- Overload safety feature
- One-piece wraparound hinge
- 7/16" cup depth
- Ideal for profiled doors

| Item #      | Opening | Overlay | Fixing   | Mount      | Box Qty |
|-------------|---------|---------|----------|------------|---------|
| BP38C355C20 | 107°    | 1-1/4"  | Screw-On | Wraparound | 300     |
| BP38C358B20 | 107°    | 1-1/4"  | Dowel    | Wraparound | 300     |




### COMPACT BLUMOTION 38B Hinges for Face Mount

- BLUMOTION integrated into the hinge cup
- Deactivation switch for small/light doors
- Overload safety feature
- One-piece face mount hinge
- 7/16" cup depth
- Ideal for large overlays or refacing of cabinets

| Item #       | Opening | Overlay           | Fixing   | Mount      | Box Qty |
|--------------|---------|-------------------|----------|------------|---------|
| BP38B355BF22 | 107°    | 1-3/8" or greater | Screw-On | Face Mount | 250     |
| BP38B358BF22 | 107°    | 1-3/8" or greater | Dowel    | Face Mount | 250     |

**Visit us at [wurthbaersupply.com](http://wurthbaersupply.com) for a complete selection of Blum products**


WÜRTH BAER SUPPLY COMPANY
Toll-free 800-289-2237




[Contact](#) | [Register / Sign In](#) | [HELP](#) [CHAT](#)

[ALL PRODUCTS](#) [QUOTES](#) [PROMOTIONS](#) [RESOURCE CENTER](#) [DIGITAL TOOLS](#) [CAREERS](#)

Brand: Blum®, Inc.



**Blum®, Inc.**  
Blum is an international manufacturer of furniture hardware. It is a family-owned company based in Höchst, a municipality in the Austrian province of Vorarlberg. Production facilities are mainly located in Austria, but the company also has production plants in the United States, in Poland and in Brazil. Blum supplies furniture manufacturers and hardware distributors in more than 120 countries worldwide.

Bits & Holders

Blum AVENTOS Lift Systems

Blum LEGRABOX Drawer Systems

Blum METABOX Drawer Systems

Blum SERVO-DRIVE Components

Blum TANDEMBOX Drawer System

Boring and Drilling

Boring Bits

Bumpers

Connecting Screws

Countertops and Counter Bore

Drawer Box Accessories

Drawer Box Materials

Drawer Inserts

Drawer Slides Accessories

European Long Arm Hinges

Face Frame Hinges

Glass Door Hinges

Hinge Accessories

Hinge Base Plates


Screwdrivers

Screws

Slides, Epoxy Coated Euro

Slides, Undermount

## BLUM COMPACT SOFT-CLOSE HINGE ACCESSORIES



### Hinge Arm Cover Caps

- Steel, nickel-plated caps
- Available blank or embossed (Blum logo)
- Also available with printed custom logo (Special order - minimum order quantity applies)


| Item #     | Description             | Box Qty |
|------------|-------------------------|---------|
| BP38C3508  | 39C/38C Blank Cover Cap | 1,000   |
| BP38N3508B | 38N Blank Cover Cap     | 1,000   |



### Angle Restriction Clip

- Restricts opening angle of the COMPACT BLUMOTION hinge to 86°
- Clip must be inserted before the hinge has been attached to the face frame
- Gray nylon

| Item #      | Box Qty |
|-------------|---------|
| BP38C315B31 | 250     |



### Hinge Cup Spacer

- 1/16" spacer for use under the hinge cup for thin or profile doors
- Non-stackable
- Gray nylon

| Item #     | Box Qty |
|------------|---------|
| BP38C355B9 | 250     |




### Distance Spacer

- Steel spacer decreases door overlay in 1/32" increments
- Can be stacked to achieve desired overlay reduction
- Steel, zinc-coated

| Item #   | Box Qty |
|----------|---------|
| BP363515 | 1,000   |


## BLUM COMPACT SELF-CLOSE FACE FRAME HINGES



### COMPACT 38N Hinges for Partial Overlay

- 105° opening angle
- One piece assembly
- Wraparound or edge mount
- 7/16" cup depth
- $\pm 1/8$ " height adjustment
- $\pm 1/16$ " side adjustment
- $+3/32$ ",  $-1/32$ " cam depth adjustment
- Steel, nickel-plated
- Can be used with BLUMOTION 971A9700

| Item #       | Opening | Overlay | Fixing   | Mount      | Box Qty |
|--------------|---------|---------|----------|------------|---------|
| BP38N355C06  | 105°    | 3/8"    | Screw-On | Wraparound | 250     |
| BP38N358C06  | 105°    | 3/8"    | Dowel    | Wraparound | 250     |
| BP38N355C08  | 105°    | 1/2"    | Screw-On | Wraparound | 250     |
| BP38N358C08  | 105°    | 1/2"    | Dowel    | Wraparound | 250     |
| BP38N358CE08 | 105°    | 1/2"    | Dowel    | Edge       | 250     |
| BP38N355CE08 | 105°    | 1/2"    | Screw-On | Edge       | 250     |
| BP38N355C10  | 105°    | 5/8"    | Screw-On | Wraparound | 250     |
| BP38N358C10  | 105°    | 5/8"    | Dowel    | Wraparound | 250     |
| BP38N355C12  | 105°    | 3/4"    | Screw-On | Wraparound | 250     |
| BP38N358C12  | 105°    | 3/4"    | Dowel    | Wraparound | 250     |




### COMPACT 39C Hinges for Full Overlay

- 110° opening angle
- One piece assembly
- Wraparound mount
- 1/2" cup depth
- $\pm 1/8$ " height adjustment
- $\pm 1/16$ " side adjustment
- $+3/32$ ",  $-1/32$ " cam depth adjustment
- Steel, nickel-plated
- Can be used with BLUMOTION 971A9700

| Item #      | Opening | Overlay | Fixing | Mount      | Box Qty |
|-------------|---------|---------|--------|------------|---------|
| BP39C358C16 | 110°    | 1"      | Dowel  | Wraparound | 300     |
| BP39C358C20 | 110°    | 1-1/4"  | Dowel  | Wraparound | 300     |
| BP39C358C22 | 110°    | 1-3/8"  | Dowel  | Wraparound | 300     |
| BP39C358C24 | 110°    | 1-1/2"  | Dowel  | Wraparound | 300     |

## BLUM COMPACT SELF-CLOSE FACE FRAME HINGES



### COMPACT 38C Hinges for Full Overlay

- 107° opening angle
- One piece assembly
- Wraparound mount
- 7/16" cup depth
- $\pm 1/8$ " height adjustment
- $\pm 1/16$ " side adjustment
- $+3/32$ ",  $-1/32$ " cam depth adjustment
- Steel, nickel-plated
- Can be used with BLUMOTION 971A9700

| Item #      | Opening | Overlay | Fixing   | Mount      | Box Qty |
|-------------|---------|---------|----------|------------|---------|
| BP38C355C20 | 107°    | 1-1/4"  | Screw-On | Wraparound | 300     |
| BP38C358C20 | 107°    | 1-1/4"  | Dowel    | Wraparound | 300     |
| BP38C358C22 | 107°    | 1-3/8"  | Dowel    | Wraparound | 300     |
| BP38C358C24 | 107°    | 1-1/2"  | Dowel    | Wraparound | 300     |
| BP38C358C25 | 107°    | 1-9/16" | Dowel    | Wraparound | 300     |

Visit us at [wurthbaersupply.com](http://wurthbaersupply.com)  
for a complete selection of Blum products

WÜRTH BAER SUPPLY COMPANY <

> Toll-free 800-289-2237



Enter keyword, item, model or part #



Contact

Register / Sign In



ALL PRODUCTS QUOTES PROMOTIONS RESOURCE CENTER DIGITAL TOOLS CAREERS


HELP CHAT

Brand: Blum®, Inc.



#### Blum®, Inc.

Blum is an international manufacturer of furniture hardware. It is a family-owned company based in Höchst, a municipality in the Austrian province of Vorarlberg. Production facilities are mainly located in Austria, but the company also has production plants in the United States, in Poland and in Brazil. Blum supplies furniture manufacturers and hardware distributors in more than 120 countries worldwide.



## BLUM COMPACT SELF-CLOSE FACE FRAME HINGE ACCESSORIES



### Blum 971A for Blum COMPACT Hinges

- Can be used for all Blum COMPACT Hinges

| Item #                    | Application             | Box Qty |
|---------------------------|-------------------------|---------|
| BP971A970022 Polybag Set* | Full or partial overlay | 125     |


\* Set Includes: BLUMOTION mechanism, spacer, #8 x 1-1/4" type 17 wood screw, and #8 x 2" type 17 wood screw



### COMPACT 38N Cover Cap

- Use with COMPACT 38N hinges
- Clip on attachment/removal
- Available blank or with printed custom logo (Special order - minimums apply)
- Steel, nickel-plated

| Item #     | Description     | Box Qty |
|------------|-----------------|---------|
| BP38N3508B | Blank Cover Cap | 1,000   |



### COMPACT 39C/38C Cover Cap

- Use with COMPACT 39C/38C hinges only
- Clip on attachment/removal
- Available blank/embossed blum logo or with printed custom logo (Special order - minimums apply)
- Steel, nickel-plated

| Item #    | Description     | Box Qty |
|-----------|-----------------|---------|
| BP38C3508 | Blank Cover Cap | 1,000   |



### Distance Spacer

- Steel spacer decreases door overlay in 1/32" increments
- Can be stacked to achieve desired overlay reduction
- Steel, zinc-coated

| Item #   | Box Qty |
|----------|---------|
| BP363515 | 1,000   |



## BLUM HINGE MACHINES



### MINIPRESS P - Deluxe Boring and Insertion Machine

- Front adjustable boring distance with digital counter
- Pneumatic hold-down clamps
- Boring depth adjustment
- Ruler stops (qty 4)
- Tool kit included
- Dust collection attachment
- Optional laser center line set
- Accepts new 8 or 9 spindle heads

| Item #      | Description               |
|-------------|---------------------------|
| BPM531053US | Single Phase - 220V Power |
| BPM531004US | Three Phase - 220V Power  |



### MINIPRESS M - 110V Manual Boring and Insertion Machine

- 110V power with molding plug (portable)
- Does not require pressurized air
- Ruler stops (qty 4)
- Tool kit included
- Dust collection attachment
- Accepts new 8 or 9 spindle heads

| Item #      | Description               |
|-------------|---------------------------|
| BPM521056US | Single Phase - 110V Power |



### MINIDRILL P - Standard Boring Machine

- Front adjustable boring distance
- Ruler stops (qty 4)
- Tool kit included
- Dust collection attachment
- Optional laser center line, digital counter and hold down clamps sets
- Accepts new 8 or 9 spindle heads

| Item #      | Description               |
|-------------|---------------------------|
| BPM53105350 | Single Phase - 220V Power |

## BLUM HINGE MACHINES



### 9-Spindle Head

- 9 spindle head for use with MINIPRESS/MINIDRILL
- Bores nine holes spaced 32 mm apart, parallel to the fence
- Quick-disconnect chucks
- Once aligned, does not require additional adjustment
- Bores cabinet side panel for 32 mm system boring for Blum mounting plates and runners
- Requires retrofit set for use with machines produced in 2009 or prior
- **Includes:** 3mm allen wrench, distance spacer, drive pin, and air hose

NOTE: Requires 5 each of left hand and 4 each right hand drill bits. Recommended drill bit size for quick disconnect chucks: overall length is 57mm and shank is 10mm in diameter and 27mm in length.

| Item #    | Description    |
|-----------|----------------|
| BPMZK190S | 9-Spindle Head |



### 8-Spindle Head

- 8 spindle head for use with MINIPRESS/MINIDRILL
- Bores eight holes spaced 32 mm apart, perpendicular to the fence
- Quick-disconnect chucks
- Once aligned, does not require additional adjustment
- Bores all Box Systems front fixing brackets/galleries
- Bores cabinet side panels for all Blum runner systems
- Requires retrofit set for use with machines produced in 2009 or prior
- **Includes:** 3mm allen wrench, distance spacer, drive pin, and air hose

NOTE: Requires 4 each of left hand and 4 each right hand drill bits. Recommended drill bit size for quick disconnect chucks: overall length is 57mm and shank is 10mm in diameter and 27mm in length.

| Item #    | Description    |
|-----------|----------------|
| BPMZK880S | 8-Spindle Head |



### Spindle Head Retrofit Set

- Required for 9 and 8 spindle heads to MINIPRESS/MINIDRILL produced in 2009 and prior
- Previous boring heads MZK.1000.US and MZK.8000.US cannot be used with the retrofit set
- **Set Includes:**
  - Adapter ring and shield
  - 5mm allen wrench
  - Mounting bolts (qty 4)
  - Alignment pins (qty 2)
  - Alignment template
  - 13mm fixed depth stop (qty 2)

| Item #      | Description               |
|-------------|---------------------------|
| BPM301313UM | Spindle Head Retrofit Set |

## BLUM HINGE MACHINE ACCESSORIES



|   | Item #      | Description                                    |
|---|-------------|--|
| 1 | BPM300212   | Center Ruler, 2' (600mm)                       |
| 2 | BPMZL1250US | Extension Ruler, 4' (1250mm)                   |
| 3 | BPMZS2000L  | Small Ruler Stop, left                         |
| 4 | BPMZS2000R  | Small Ruler Stop, right                        |
| 5 | BPMZK2009   | Breakaway Clutch - For MINIPRESS and MINIDRILL |



### #10 Euro Hinge Insertion Ram

- Can be used for inserting CLIP top BLUMOTION, CLIP top and CLIP dowelled hinges
- Not for use with wide angled or specialty hinges

NOTE: Can be used with CLIP top BLUMOTION 95°, CLIP top 95°, and CLIP 100° by adjusting the ball plungers.


| Item #      |
|-------------|
| BPMZM001001 |



### #18 Euro Hinge Insertion Ram

- Can be used for inserting Blum wide angle dowelled hinges

| Item #    |
|-----------|
| BPMZM0018 |



### #40 Euro Hinge Insertion Ram

- Can be used for inserting most Blum dowelled hinges

NOTE: Not for use with 170°, 155°, and 125° wide angle hinges.

| Item #    |
|-----------|
| BPMZM0040 |

## BLUM HINGE MACHINE ACCESSORIES




### #47 COMPACT Hinge Insertion Ram

- Can be used for inserting all Blum COMPACT dowelled hinges

#### Item #

BPMZM0047



### Machine Drill Bits

|   | Item #       | Description                   |
|---|--------------|-------------------------------|
| 1 | BPM01ZB0803L | 8mm Drill Bit (Left Handed)   |
| 2 | BPM01ZB1002R | 10mm Drill Bit (Right Handed) |
|   | BPM01ZB1003L | 10mm Drill Bit (Left Handed)  |
| 3 | BPM01ZB3502R | 35mm Drill Bit (Right Handed) |



### Twist Drill Bits - High Speed Steel

|   | Item #   | Description              |
|---|----------|--------------------------|
| 1 | BPVPB5   | VPB-5 Centering Bit      |
| 2 | BPDB2MM  | 2mm Left Twist Bit       |
|   | BPDB25   | 2.5mm Right Twist Bit    |
|   | BPDB5MM  | 5mm Right Twist Bit      |
|   | BPDB6    | 6mm Right Twist Bit      |
|   | BPDB10MM | 10mm Right Twist Bit     |
| 3 | BPDB10X2 | 10mm Chuck for BDB-1/8LH |

## BLUM HINGE ASSEMBLY AIDS



### Knock-in Tool

- Can be used to insert all Blum dowelled hinges

| Item # |
|--------|
|--------|


|           |
|-----------|
| BPZME0710 |
|-----------|



### ECODRILL

- Simple device for boring Blum hinge pattern
- Driven by electric or cordless drill (18v or higher)
- Boring distance adjusts from 2mm to 8mm
- Clamps to various door thicknesses up to 40mm
- Includes drill bits (pre-installed) and two Torx bits

| Item #       | Description          |
|--------------|----------------------|
| BPM311000    | ECODRILL             |
| BPM31ZB3502R | Replacement 35mm bit |
| BPM31ZB0802R | Replacement 8mm bit  |
| BPMZW1300    | Tool Set             |




### ECOJIG

- Used to bore 5mm holes for mounting plates that are mounted with system screws, EXPANDO dowels or INSERTA
- Also can be used to pre-bore 5mm holes for EXPANDO BLUMOTION adapters
- 5mm stop collar included

| Item # |
|--------|
|--------|

|          |
|----------|
| BP655070 |
|----------|



### Universal Individual Template

- For pre-boring mounting plates
- Also used for marking and pre-boring cabinet profiles, BLUMOTION, TIP-ON adapter plates and AVENTOS locating pins
- Calibrated scale for accurate setting

| Item # |
|--------|
|--------|

|            |
|------------|
| BP65105102 |
|------------|



## BLUM HINGE ASSEMBLY AIDS




### Mounting Plate Template

- For pre-boring TIP-ON for doors wing and in-line adapters
- Can also be used to bore for wing (37mm) and in-line (20mm) mounting plates
- Additional hole location added (37mm) for in-line adapter for standard doors
- Simple location of adapter and mounting plate screw positions
- Pilot bore 2.5mm holes for wood screws

#### Item #

BP655300



### QUICKFIX

- Drilling sleeve dimensions changed from 2.5mm to 5mm for drilling for in-line mounting plates
- Locates/matches positions of hinges and plates on cabinets and doors
- Transfers positions from door-to-cabinet and cabinet-to-door
- Adjustable stop for various door overlays
- For use with wing or in-line mounting plates

#### Item #

#### Description

BP65750003

QUICKFIX

BP65751003

Additional CLIP Template

BP657590

7' (2200mm) Rail

BPDB5MM

5mm Drill Bit

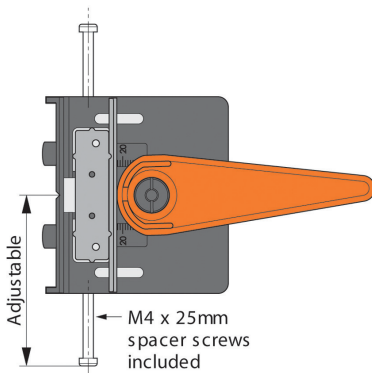


### PLATEMATE

- Boring template for all Blum face frame adapter plates
- Clamps to the frame with cam lever
- Adjustment knob accommodates frame thicknesses of 5/8" to 1"
- Spacer screws permit quick use without measuring
- Includes 2.5mm pilot bit and drill bit extension

#### Item #

BP65503001



## BLUM HINGE ASSEMBLY AIDS



### INSERTA Boring Template

- For boring 8mm dowel holes after 35mm hole is bored
- Boring distance adjusts from 2mm to 8mm
- Also bores 5mm holes for system screw mounting plates
- Includes stop collar to pilot bore 2.5mm for screw-on plates

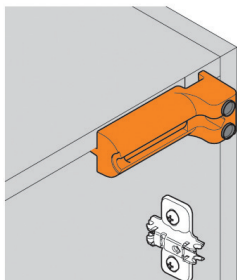
| Item #   |
|----------|
| BP65059A |



### BLUMOTION and TIP-ON for Doors Boring Template

- For pre-boring BLUMOTION and TIP-ON units
- 10mm drill bushing for edge boring
- Bores left and right side of cabinet
- Includes 10mm stop collar

| Item #   |
|----------|
| BP655010 |



### Deep Thread Wood Screws

- For attaching hinges and mounting plates

| Item #     | Description        | Box Qty |
|------------|--------------------|---------|
| BP606P1000 | #6 x 5/8", #2 POZI | 1,000   |



### Deep Thread System/Euro Screws

- Pilot bore 3/16" (5mm) hole

| Item #      | Description          | Box Qty |
|-------------|----------------------|---------|
| BP6611000HG | #7 x 10mm, #2 POZI   | 1,000   |
| BP6611150HG | #7 x 11.5mm, #2 POZI | 1,000   |
| BP6611300HG | #7 x 13mm, #2 POZI   | 1,000   |
| BP6611450HG | #7 x 14.5mm, #2 POZI | 1,000   |

## BLUM HINGE ASSEMBLY AIDS



### Pan Head System/Euro Screw

- Pilot bore 3/16" (5mm) hole

| Item #      | Description          | Box Qty |
|-------------|----------------------|---------|
| BP6681450EH | #7 x 14.5mm, #2 POZI | 1,000   |



### Truss Head Screw

- For attaching COMPACT hinges to the face frame
- Type 17

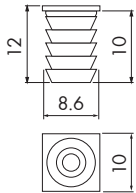
| Item #     | Description            | Box Qty |
|------------|------------------------|---------|
| BP834TH100 | #8 x 3/4", #2 Phillips | 100     |



### Twin Application Screws

- Pre-bored 3/16" (5mm) hole

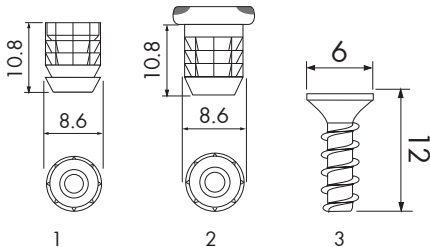
|   | Item #    | Description                                      | Box Qty |
|---|-----------|--|---------|
| 1 | BP6122010 | 9/16" (14mm) Screw                               | 250     |
| 2 | BP6122020 | 5/8" (16mm) Sleeve for Panel Thickness 16-20mm   | 250     |
|   | BP6122420 | 25/32" (20mm) Sleeve for Panel Thickness 20-24mm | 250     |



### 8mm Square Head Dowel

- For attaching to hinges

| Item #     | Description               | Box Qty |
|------------|---------------------------|---------|
| BP34358201 | 8.6mm x 12mm Square Dowel | 1,000   |



### 8mm Round Dowel

- For insertion into doors

|   | Item #      | Description                   | Box Qty |
|---|-------------|-------------------------------|---------|
| 1 | BP700532    | 8.6mm x 10.8mm Round Dowel    | 1,000   |
| 2 | BP70T558201 | 8.6mm x 10.8mm Square Dowel   | 1,000   |
| 3 | BP6081200   | 6mm x 12mm Installation Screw | 1,000   |



### POZI DRIVER and Bits

|   | Item #          | Description              | Box Qty |
|---|-----------------|--------------------------|---------|
| 1 | BPPOZIDRIVER    | #2 POZI DRIVER           | 20      |
| 2 | BPBLUMBITHOLDER | 1/4" Magnetic Bit Holder | 1       |
| 3 | BPPOZIBIT       | #2 x 1" POZI Bit Insert  | 1       |

## BLUM TANDEM UNDERMOUNT DRAWER SLIDES




### TANDEM plus BLUMOTION 563H/563F Series

- Four-dimensional adjustment
- Elongated holes for depth adjustment
- Bottom mount holes for 15", 18", and 21" slides
- 100 lb static/90 lb dynamic load capacity
- Full extension concealed runners
- For face frame or frameless cabinets
- BLUMOTION soft-closing
- TANDEM smooth running action
- Available in 9" to 21" lengths
- Made in the USA



| 563H 1/2" (13mm) to 5/8" (16mm) Drawer Thickness |        |         |
|--|--------|---------|
| Item #   | Length | Box Qty |
| BP563H2290B10                                    | 9"     | 6       |
| BP563H3050B                                      | 12"    | 6       |
| BP563H3810B                                      | 15"    | 6       |
| BP563H4570B                                      | 18"    | 6       |
| BP563H5330B                                      | 21"    | 6       |

| 563F 5/8" (16mm) to 3/4" (19mm) Drawer Thickness |        |         |
|--|--------|---------|
| Item #   | Length | Box Qty |
| BP563F2290B10                                    | 9"     | 6       |
| BP563F3050B                                      | 12"    | 6       |
| BP563F3810B                                      | 15"    | 6       |
| BP563F4570B                                      | 18"    | 6       |
| BP563F5330B                                      | 21"    | 6       |



### Standard Locking Devices with Side-to-Side Adjustment

- One right and one left required per drawer
- Captive right and self-aligning left device
- Self-adjusting drawer length tolerance
- Steel base with synthetic, spring-loaded release levers
- Minimum inside drawer width 6-11/16" (170mm)
- Height adjustment +1/8" (3mm)
- Side-to-side adjustment +/- 1/16" (1.5mm)

| Item #     | Description                | Box Qty |
|------------|----------------------------|---------|
| BPT511901R | Right Front Locking Device | 100     |
| BPT511901L | Left Front Locking Device  | 100     |



### Rear Mounting Bracket for Face Frame Cabinets

- For use when installing TANDEM in face frame cabinets
- Not necessary for frameless cabinet installation
- Two required per drawer
- Zinc-coated steel

| Item #      | Box Qty |
|-------------|---------|
| BP295375002 | 100     |

## BLUM TANDEM UNDERMOUNT DRAWER SLIDES




### TANDEM plus BLUMOTION 563. Series

- Four-dimensional adjustment
- Elongated holes for depth adjustment
- Bottom mount holes
- 100 lb static/90 lb dynamic load capacity
- Full extension concealed runners
- Frameless or blocked-out face frame cabinets
- BLUMOTION soft closing
- TANDEM smooth running action
- Available in 18" and 21" lengths
- 13mm (1/2") to 16mm (5/8") drawer thickness
- Made in the USA



| Item #     | Length | Box Qty |
|------------|--------|---------|
| BP5634570B | 18"    | 6       |
| BP5635330B | 21"    | 6       |

NOTE: For 563. series runners, rear brackets and sockets cannot be used. Cabinet sides must be blocked-out flush with the inside of the frame.




### Standard Locking Devices with Side-to-Side Adjustment

- One right and one left required per drawer
- Captive right and self-aligning left device
- Self-adjusting drawer length tolerance
- Steel base with synthetic, spring-loaded release levers
- Minimum inside drawer width 6-11/16" (170mm)
- Height adjustment +1/8" (3mm)
- Side-to-side adjustment +/- 1/16" (1.5mm)

| Item #     | Description                | Box Qty |
|------------|----------------------------|---------|
| BPT511901R | Right Front Locking Device | 100     |
| BPT511901L | Left Front Locking Device  | 100     |




## BLUM TANDEM FRONT LOCKING DEVICES



### Standard Locking Devices with Side-to-Side Adjustment

- One right and one left required per drawer
- Captive right and self-aligning left device
- Steel base with synthetic, spring-loaded release levers
- Minimum inside drawer width 6-11/16" (170mm)
- Side-to-side adjustment +/- 1/16" (1.5mm)
- Self-adjusting drawer length tolerance
- Height adjustment +1/8" (3mm)


| Item #     | Description                | Box Qty |
|------------|----------------------------|---------|
| BPT511901R | Right Front Locking Device | 100     |
| BPT511901L | Left Front Locking Device  | 100     |



### Vertical Mount Locking Devices with Side-to-Side Adjustment

- One right and one left required per drawer
- Vertical mount locking device used to minimize sub-front splitting
- Captive right device and self-aligning left device
- Steel base with synthetic, spring-loaded release levers
- Minimum inside drawer width 6-11/16" (170mm)
- Side-to-side adjustment +/- 1/16" (1.5mm)
- Minimum sub-front thickness 5/8" (16mm)
- Designed for 1/2" (13mm) drawer bottom recess
- Self-adjusting drawer length tolerance
- Height adjustment +1/8" (3mm)

| Item #       | Description                | Box Qty |
|--------------|----------------------------|---------|
| BPT5119012OR | Right Front Locking Device | 100     |
| BPT5119012OL | Left Front Locking Device  | 100     |




### Depth Adjustable Locking Devices with Side-to-Side Adjustment

- One right and one left required per drawer
- Captive right device and self-aligning left device
- Steel base with synthetic, spring-loaded release levers
- Minimum inside drawer width 6-11/16" (170mm)
- Side-to-side adjustment +/- 1/16" (1.5mm)
- Depth adjustment +3/32" (2.5mm), preset at 0
- Minimum sub-front thickness 1/2" (13mm)
- Designed for 1/2" (13mm) drawer bottom recess
- Integrated 1/8" (3mm) distance bumper for inset or overlay SERVO-DRIVE applications
- Self-adjusting drawer length tolerance
- Height adjustment +1/8" (3mm)

| Item #       | Description                | Box Qty |
|--------------|----------------------------|---------|
| BPT511901PSR | Right Front Locking Device | 100     |
| BPT511901PSL | Left Front Locking Device  | 100     |


## BLUM TANDEM FRONT LOCKING DEVICES



### Standard Locking Devices without Side-to-Side Adjustment

- One right and one left required per drawer
- For use with standard applications
- Captive right device and self-aligning left device
- Self-adjusting drawer length tolerance
- Zinc die-cast with synthetic, spring-loaded release levers
- Minimum inside drawer width 4-7/8" (124mm)
- Height adjustment +1/8" (3mm)


| Item #     | Description                | Box Qty |
|------------|----------------------------|---------|
| BPT511801R | Right Front Locking Device | 300     |
| BPT511801L | Left Front Locking Device  | 300     |



### Vertical Mount Locking Devices without Side-to-Side Adjustment

- Vertical mount locking device used to minimize sub-front splitting
- Captive right device and self-aligning left device
- Self-adjusting drawer length tolerance
- Zinc die-cast with synthetic, spring-loaded release levers
- Minimum inside drawer width 4-7/8" (124mm)
- Height adjustment +1/8" (3mm)
- Minimum sub-front thickness 5/8" (16mm)
- Designed for 1/2" (13mm) drawer bottom recess

| Item #       | Description                | Box Qty |
|--------------|----------------------------|---------|
| BPT51180120R | Right Front Locking Device | 300     |
| BPT51180120L | Left Front Locking Device  | 300     |



### Narrow Drawer Locking Devices

- One right and one left required per drawer
- For use with narrow drawers
- Maximum dynamic load capacity 25 lb
- Captive right device and self-aligning left device
- Self-adjusting drawer length tolerance
- Vertical mount, two-piece nylon
- Minimum inside drawer width 3-3/4" (95mm)
- Height adjustment +1/8" (3mm)
- Minimum sub-front thickness 5/8" (16mm)
- Designed for 1/2" (13mm) drawer bottom recess

| Item #       | Description                | Box Qty |
|--------------|----------------------------|---------|
| BPT51080120R | Right Front Locking Device | 100     |
| BPT51080120L | Left Front Locking Device  | 100     |

## BLUM TANDEM REAR ATTACHMENT OPTIONS



### Screw-on Bracket

- Two required per drawer
- For TANDEM 563 H/F series runners only
- Lateral self-alignment 1/8" (3mm)
- Non-handed, one-piece stamped steel design, zinc-coated
- Use at least three #6 wood screws
- Not for use with 9" runners


| Item #      | Box Qty |
|-------------|---------|
| BP295375002 | 100     |



### Narrow Screw-On Bracket

- Two required per drawer
- For applications with side recess space limitations (end panel)
- Maximum dynamic load capacity 45 lb
- Lateral self-alignment 1/8" (3mm)
- Non-handed, one-piece stamped steel design, zinc-coated
- Maximum inside cabinet depth is 19/32" (15mm) less than BP295375002 allows
- Use at least three #6 wood screws
- Not for use with 9" runners

| Item #      | Box Qty |
|-------------|---------|
| BP295355001 | 100     |




### Plug-in Socket

- Two required per drawer
- For TANDEM 563 H/F series runners only
- Lateral self-alignment feature
- Non-handed, two-piece design
- Synthetic, natural color
- Non-detachable 5/16" (8mm) dowels, 3/8" (9.5mm) long
- (1/4") minimum back panel thickness
- Use at least two #6 flat head wood screws
- Not for use with 9" runners

| Item #    | Box Qty |
|-----------|---------|
| BP2956410 | 125     |

## BLUM TANDEM REAR ATTACHMENT OPTIONS



### Screw-on Socket

- Two required per drawer
- For TANDEM 563 H/F series runners only
- Lateral self-alignment
- Non-handed, two-piece design
- Synthetic, natural color
- Use two #6 flat head wood screws
- Not for use with 9" runners


| Item #    | Box Qty |
|-----------|---------|
| BP2956400 | 125     |



### Screw-on Socket for 9" TANDEM plus BLUMOTION Runners

- For TANDEM 563 H/F series 9" runners only
- For use only when installing 9" runners in face frame cabinets
- For inside cabinet depths 10-15/32" (266mm) to 11-3/32" (282mm)
- Minimum opening width 6-5/32" (156mm)
- Lateral self-alignment
- Non-handed, one piece design
- Synthetic, natural color
- Use at least three #6 wood screws

| Item #      | Box Qty |
|-------------|---------|
| BP295370021 | 100     |

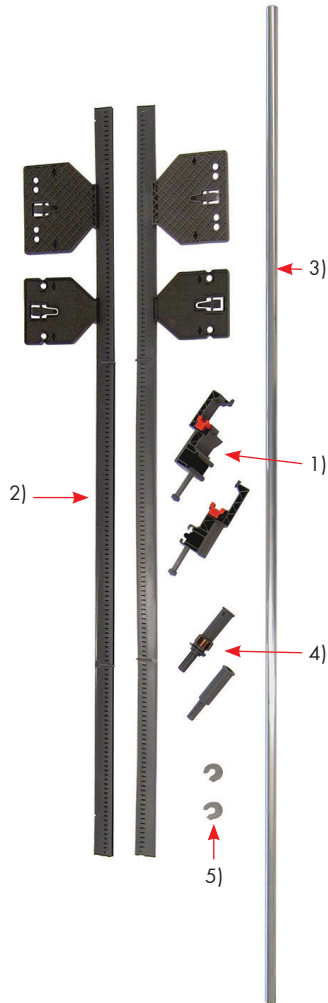


### Screw-on Socket for 9" TANDEM plus BLUMOTION Runners

- For TANDEM 563 H/F series 9" runners only
- For use only when installing 9" runners in face frame cabinets
- For inside cabinet depths 11-5/32" (283mm) to 11-25/32" (299mm)
- Minimum opening width 6-5/32" (156mm)
- Lateral self-alignment
- Non-handed, one piece design
- Synthetic, natural color
- Use at least three #6 wood screws

| Item #      | Box Qty |
|-------------|---------|
| BP295370022 | 100     |

## BLUM TANDEM UNDERMOUNT DRAWER SLIDES



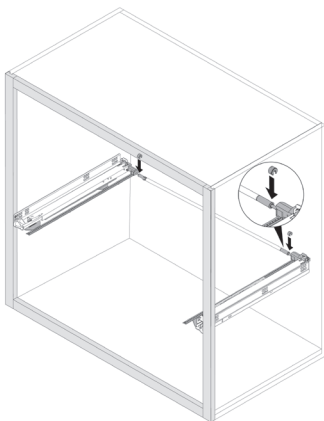
### Lateral Stabilizer for 563 Series

- Increases lateral stability
- Synchronizes left and right runners to prevent drawer racking
- Ideal for wide applications using TANDEM 563H/563./563F Series
- Does not increase load capacity
- Frameless and blocked-out face frame applications 9" (229mm) to 27" (686mm) length drawers
- Face frame applications with rear attachment 12" (305mm) to 21" (533mm) length drawers
- Recommended for opening widths 24" (610mm) and wider

#### Set includes:

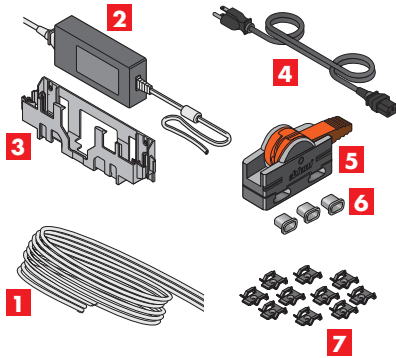
1. Pinion housing (qty 2)
  2. Gear rack with locating tabs (qty 2)
  3. Linkage rod, 41-1/2" (1054mm) length
  4. Pinion adapter (qty 2)
  5. Locking clip (qty 2)
- Installation sheet

| Item #     | Box Qty |
|------------|---------|
| BPZST686TU | 10      |





## BLUM SERVO-DRIVE FOR TANDEM PLUS BLUMOTION



### Power Supply Set

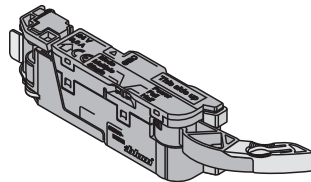
- Supplies power to the drive units

#### Set Includes:

1. 19 ft universal cable
2. 24 watt power supply
3. Wall mount bracket
4. Three-prong cord
5. INSERTA cable connector
6. Cable end protectors (qty 3)
7. Cable clips (qty 10)

Also includes installation template, instructions, and user manual

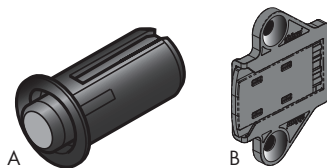
| Item #        |
|---------------|
| BPZ10NE03UG10 |



### Drive Unit

- Nylon
- Dust gray finish

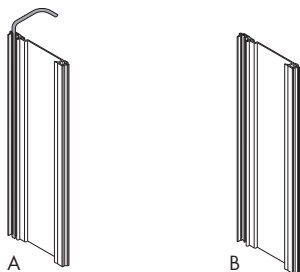
| Item #       |
|--------------|
| BPZ10A300003 |



### Distance Bumpers

- Provides 1/8" (3mm) gap

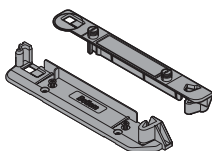
|   | Item #    | Description     |
|---|-----------|-----------------|
| A | BP9930531 | 5mm Bumper      |
| B | BP9931220 | Screw-on Bumper |



### Vertical Aluminum Profile

- Can be cut to size

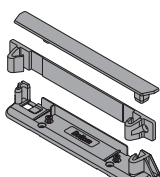
|   | Item #      | Description  |
|---|-------------|--|
| A | BPZ10T720AB | Profile w/cable, length 28-3/8" (720mm) - cable length 31-1/2" (800mm) |
| B | BPZ10T1170A | Profile without cable, length 46" (1170mm)                             |



### Top and Bottom Adapter Set

- For use with horizontal stretcher rail

| Item #       |
|--------------|
| BPZ10D01E001 |




### Back and Bottom Adapter Set

- For use with back stretcher rail

| Item #       |
|--------------|
| BPZ10D01EA01 |

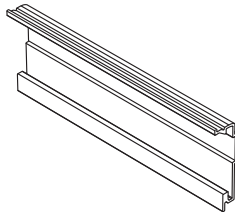
## BLUM SERVO-DRIVE FOR TANDEM PLUS BLUMOTION



### SERVO-DRIVE Locking Device with Integrated Bumper

- One right and one left required per drawer
- Captive right device and self-aligning left device
- Self-adjusting drawer length tolerance
- Steel base with synthetic, spring-loaded release levers
- Minimum inside drawer width 6-11/16" (170mm)
- Height adjustment +1/8" (3mm)
- Side-to-side adjustment +/- 1/16" (1.5mm)
- Depth adjustment +3/32" (2.5mm), preset at 0
- Minimum sub-front thickness 1/2" (13mm)
- Designed for 1/2" (13mm) drawer bottom recess
- Integrated 1/8" (3mm) distance bumper for inset or overlay SERVO-DRIVE applications

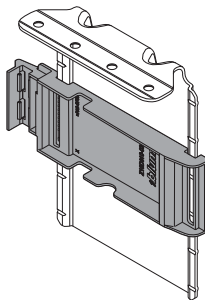
| Item #       | Description                | Box Qty |
|--------------|----------------------------|---------|
| BPT511901PSR | Right Front Locking Device | 100     |
| BPT511901PSL | Left Front Locking Device  | 100     |



### Horizontal Aluminum Profile

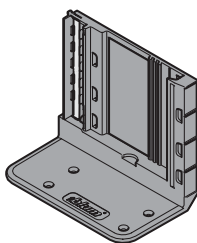
- Profile length 45" (1143mm) cut to size

| Item #      |
|-------------|
| BPZ10T1143B |



### Top Bracket with Adapter

| Item #     |
|------------|
| BPZ10D6252 |



### Bottom Bracket

- 31-1/2" (800mm) universal cable is included

| Item #     |
|------------|
| BPZ10D7201 |

## BLUM SERVO-DRIVE FOR TANDEM PLUS BLUMOTION



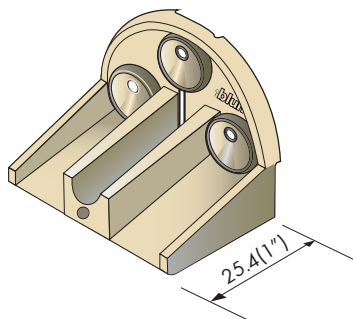
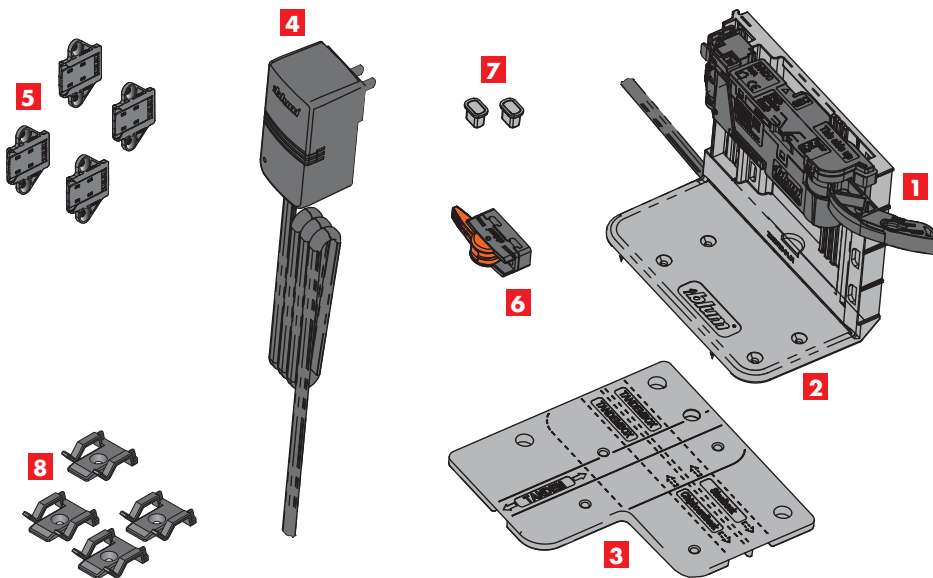
### SERVO-DRIVE Waste/Recycle Set

#### Set Includes:

1. Drive unit (pre-attached)
  2. Double bottom bracket with #6 x 1" wood screws (qty 2)
  3. Cable clips (qty 4)
  4. Adapter plate
  5. INSERTA cable connector
  6. Screw-on distance bumpers (qty 4) with #6 x 5/8" wood screws for installation (qty 8)
  7. 110 volt plug-in power supply with six feet of universal cable
  8. Cable end protectors (qty 2)
- Installation template, instructions, and user manual

#### Item #

BPZ10NA30UGUS



### TANDEM Inset Spacer

- For applications where there would not be enough space behind the drawer box to add SERVO-DRIVE due to cabinet construction, plumbing, etc.
- Two required per drawer

#### Item #

BPT59A5POS

## BLUM SERVO-DRIVE FOR TANDEM PLUS BLUMOTION




### SERVO-DRIVE Power Supply

- Supplies power to the drive units
- Energy Star Level VI
- UL Certified
- Can power up to 50 drive units
- Connect to switched GFCI outlet
- 6 ft cable length
- Three-prong power cord required

#### Item #

BPZ10NE030G

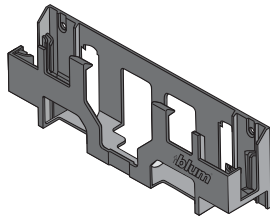


### Power Cord with Three-Prong Plug

- Must be plugged into a switched GFCI outlet

#### Item #

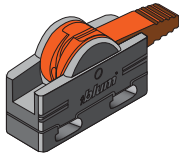
BPZ10M200U



### Wall Mount Bracket for Power Supply

#### Item #

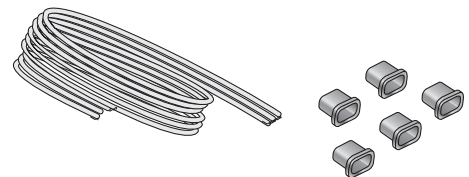
BPZ10NG120



### Inserta Cable Connector

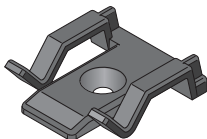
#### Item #

BPZ10V100001



### Universal Cable

- 26 ft length with five cable end protectors



### Cable Clip

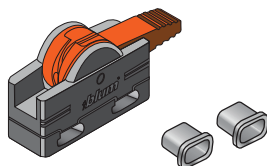
- Adhesive back and/or screw-on

#### Item #

BPZ10K0009

#### Item #

BPZ10K800AE



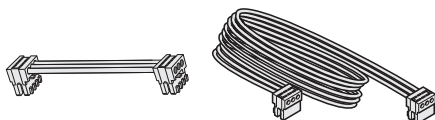
### INSERTA Cable Connector Set

#### Set Includes:

- INSERTA cable connector
- Cable end protector (qty 2)

### Synchronization Cables

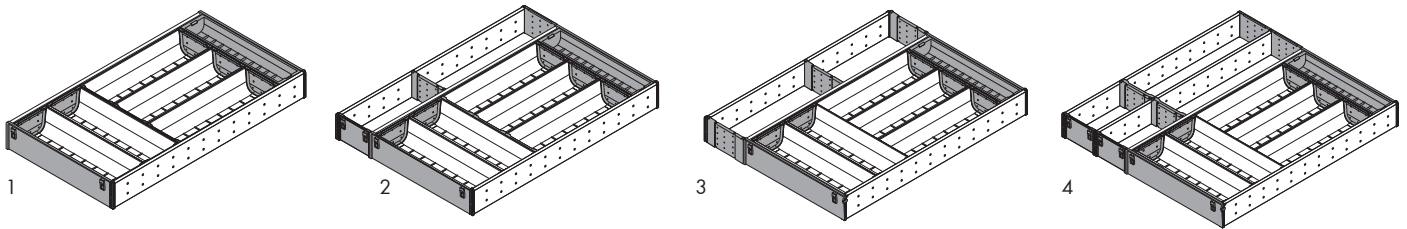
| Item #     | Description                       |
|------------|-----------------------------------|
| BPZ10K008S | 3" (80mm) synchronization cable   |
| BPZ10K120S | 4' (1200mm) synchronization cable |



## BLUM TANDEM ORGA-LINE


### ORGA-LINE

- Adjustable organization solution for wood drawers that ideal for storing items in the kitchen and through the home
- Spring loaded compensation tray and side rails ensure that each kit will fit into an inside drawer length from 19-1/4" to 20"
- Removable trays are made of high quality nylon and stainless steel
- Dishwasher safe up to 170°F



#### Flatware - For 21" Drawers

|   | Item #       | Width                                  | Height        |
|---|--------------|--|---------------|
| 1 | BPZHI533BI3A | 11-1/4" (285mm)                        | 2-5/8" (66mm) |
| 2 | BPZHI533KI4A | 15" (381mm)                            | 2-5/8" (66mm) |
| 3 | BPZHI533TI4A | 15-11/16" to 16-7/16" (399mm to 417mm) | 2-5/8" (66mm) |
| 4 | BPZHI533TI5A | 18-3/4" to 19-7/16" (477mm to 494mm)   | 2-5/8" (66mm) |



#### Cutlery Sets - For 21" Drawers

|   | Item #       | Width           | Height        |
|---|--------------|-----------------|---------------|
| 1 | BPZHI533BI1A | 4-1/4" (108mm)  | 2-5/8" (66mm) |
| 2 | BPZHI533MI3A | 11-7/8" (302mm) | 2-5/8" (66mm) |

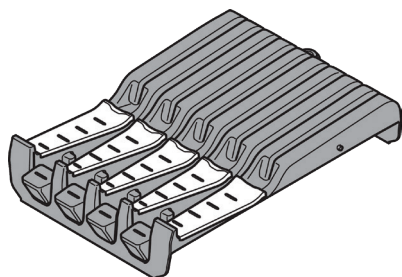


#### Utensils - For 21" Drawers

|   | Item #       | Width            | Height        |
|---|--------------|------------------|---------------|
| 1 | BPZHI533FI1A | 4-1/4" (108mm)   | 2-5/8" (66mm) |
| 2 | BPZHI533FI3A | 11-9/16" (294mm) | 2-5/8" (66mm) |



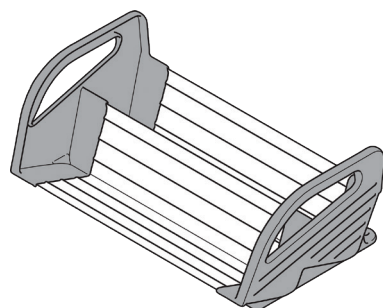
## BLUM TANDEM ORGA-LINE



### ORGA-LINE Knife Holder

- Length 11-1/8" (282mm)
- Width 7" (178mm)
- Height 2-3/16" (56mm)
- Holds up to nine knives of different sizes
- High quality nylon and stainless steel
- Dishwasher safe up to 170°F
- Handle support (qty 4)

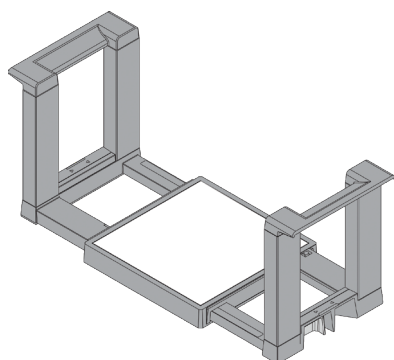
| Item #    |
|-----------|
| BPZSZ02M0 |



### ORGA-LINE Spice Tray

- Width 11-1/8" (282mm) - Inside storage width 10-1/4" (260mm)
- Height 4-3/4" (121mm)
- Easy removal from drawer
- High quality nylon and stainless steel
- Set includes two trays and four feet

| Item #     |
|------------|
| BPZfZ38G0I |




### ORGA-LINE Plate Holder

- Plate diameter 6-9/16" to 12-5/16" (167mm to 312mm)
- Overall width 9-3/4" to 15-7/16" (247mm to 392mm)
- Overall height 6-11/16" (170mm)
- Holds up to 12 plates
- Non-slip bottom
- High quality nylon and stainless steel

| Item #     |
|------------|
| BPZC7T0350 |

## BLUM TANDEM ACCESSORIES

### Wood & Euro Screws



|   | Item #      | Description                   | Box Qty |
|---|-------------|-------------------------------|---------|
| 1 | BP6611000HG | 6.1mm x 10mm, #2 POZI         | 1,000   |
|   | BP6611150HG | 6.1mm x 11.5mm, #2 POZI       | 1,000   |
|   | BP6611300HG | 6.1mm x 13mm, #2 POZI         | 1,000   |
|   | BP6611450HG | 6.1mm x 14.5mm, #2 POZI       | 1,000   |
|   | BP6612000HG | 6.1mm x 20mm, #2 POZI         | 1,000   |
|   | BP6612500HG | 6.1mm x 25mm, #2 POZI         | 1,000   |
| 2 | BP606P1000  | #6 x 5/8", #2 POZI            | 1,000   |
| 3 | BP612TH100  | #6 x 1/2", #2 POZI Truss Head | 1,000   |



### Pozi Driver and Bits

| Item #       | Description             |
|--------------|-------------------------|
| BPPOZIDRIVER | #2 POZI Driver          |
| BPPOZIBIT    | #2 x 1" POZI bit insert |



### Side Spacer

- For spacing our TANDEM runners from the cabinet side for clearance in interior roll-out applications
- 1" thick

| Item #    | Box Qty |
|-----------|---------|
| BPT593570 | 100     |

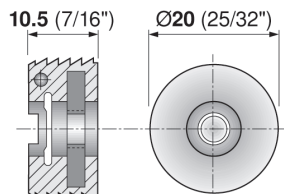


### TANDEM End Caps

- To cover the front edge of TANDEM runners when used in an interior roll-out application
- Can be used with TANDEM 563/H/F runners

| Item #    | Description   | Box Qty |
|-----------|---------------|---------|
| BP2955520 | Right End Cap | 500     |
| BP2955521 | Left End Cap  | 500     |

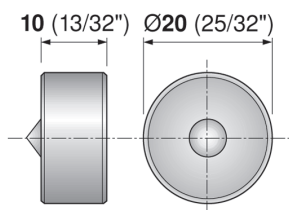
## BLUM TANDEM ACCESSORIES



### Drawer Front Adjusters

- Nylon housing with pre-mounted 8-32 steel nut
- For four-sided drawers
- Adjusts height and side-to-side by 3/16" (5mm)

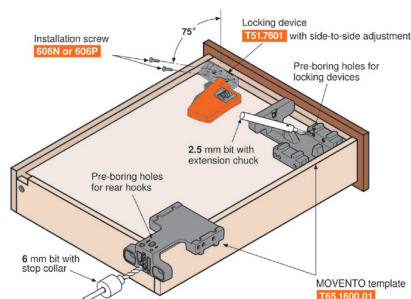
| Item #    | Box Qty |
|-----------|---------|
| BP2951000 | 1,000   |



### Marking Gauge

- For marking center holes for knock-in drawer front adjusters
- For wooden 3-sided drawers



| Item #     | Box Qty |
|------------|---------|
| BP65295010 | 10      |



### Concealed Runner Template

- Essential tool for drawers using any series TANDEM runners
- To bore 6mm holes for rear hooks
- Pre-bore 2.5mm hole for TANDEM locking devices at the required angle


| Item #    |
|-----------|
| BPT651600 |



### Concealed Runner Template Accessories

|   | Item #    | Description        |
|---|-----------|--------------------|
| 1 | BPDB25    | 2.5mm Drill Bit RH |
| 2 | BPDB6     | 6mm Drill Bit RH   |
| 3 | BPT659000 | Tool Set*          |

\* Set includes 2.5mm drill bit extension, 6mm stop collar, #2 Phillips screwdriver tip, and allen wrenches



### Roll-out Shelf Rear Mounting Block

- Eliminates the need to edge bore holes for hooks on roll-outs
- Attach rear mounting block to the back of the shelf instead of notching and boring

| Item #      |
|-------------|
| BPT51700001 |

## BLUM TANDEM ASSEMBLY AIDS



### Universal Individual Template

- For pre-boring MOVENTO and TANDEM drawer runners
- Also used for marking/pre-boring other Blum drawer systems, AVENTOS locating pins, hinge mounting plates, BLUMOTION adapters, and TIP-ON adapters
- Calibrated scales for accurate setting
- Set Includes: Universal individual template, 2.5mm and 5mm stop collars, allen wrench

#### Item #

BP65105102



### Cabinet Profile Template Set

- Used for pre-boring holes for MOVENTO and TANDEM drawer runners
- Also used for marking/pre-boring other Blum drawer systems, AVENTOS locating pins and hinge mounting plates

#### \*Set Includes:

- Rail, 1 meter long
- Replacement template (qty 4)
- 2.5mm stop collar
- 5mm stop collar
- Allen wrench

| Item #     | Description               |
|------------|---------------------------|
| BP65100001 | Cabinet Profile Template* |
| BPDB25     | 2.5mm Drill Bit           |
| BPDB5MM    | 5mm Drill Bit             |




## BLUM MOVENTO DRAWER SYSTEMS



### MOVENTO 763H Standard Duty Drawer Slides

- Four-dimensional adjustment
- Elongated holes for depth adjustment
- 125 lb static load capacity
- Face frame or frameless cabinets
- Smooth running action
- Available in 12" to 21" lengths
- 1/2" (13mm) to 5/8" (16mm) drawer thickness
- Compatible with TIP-ON BLUMOTION and SERVO-DRIVE
- Bottom mount holes
- Full extension concealed runners
- BLUMOTION soft closing



### MOVENTO 763H Drawer Slides


| Item #      | Length | Box Qty |
|-------------|--------|---------|
| BP763H3050S | 12"    | 6       |
| BP763H3810S | 15"    | 6       |
| BP763H4570S | 18"    | 6       |
| BP763H5330S | 21"    | 6       |



### Standard Locking Device with Side-to-Side Adjustment

- One right and one left required per drawer
- Self-adjusting drawer length tolerance
- Steel base with synthetic, spring-loaded release levers
- Minimum inside drawer width 6-11/16" (170mm)
- Side-to-side adjustment +/- 1/16" (1.5mm)
- Captive right and self-aligning left device
- For use with MOVENTO runners only

| Item #     | Description                | Box Qty |
|------------|----------------------------|---------|
| BPT517601R | Right front locking device | 100     |
| BPT517601L | Left front locking device  | 100     |



### Locking Device Spacer for Thin Fronts

- Works with MOVENTO locking devices
- 15/32" (12mm) and 1/2" (13mm) sub-fronts only

| Item #     |
|------------|
| BPT59K010M |



### Rear Mounting Brackets for Face Frame Cabinets

- For use when installing MOVENTO runners in face frame cabinets
- Not necessary for frameless cabinet installation
- Two required per drawer
- Depth and lateral self-alignment
- Zinc-coated steel
- Not for use with TIP-ON BLUMOTION


| Item #      | Box Qty |
|-------------|---------|
| BP295375002 | 100     |

## BLUM MOVENTO DRAWER SYSTEMS



### MOVENTO 763 Standard Duty Drawer Slides

- Four-dimensional adjustment
- Elongated holes for depth adjustment
- Bottom mount holes
- 125 lb static load capacity
- Full extension concealed runners
- Frameless or blocked-out face frame cabinets
- BLUMOTION soft closing
- Smooth running action
- Available in 12" to 21" lengths
- 1/2" (13mm) to 5/8" (16mm) drawer thickness
- Compatible with TIP-ON BLUMOTION and SERVO-DRIVE



### MOVENTO 763 Drawer Slides

| Item #     | Length | Box Qty |
|------------|--------|---------|
| BP7633050S | 12"    | 6       |
| BP7633810S | 15"    | 6       |
| BP7634570S | 18"    | 6       |
| BP7635330S | 21"    | 6       |


NOTE: For 763. series runners, rear brackets and sockets cannot be used. Cabinet sides must be blocked-out flush with the inside of the frame.



### Standard Locking Device with Side-to-Side Adjustment

- One right and one left required per drawer
- Captive right and self-aligning left device
- Self-adjusting drawer length tolerance
- Steel base with synthetic, spring-loaded release levers
- Minimum inside drawer width 6-11/16" (170mm)
- Side-to-side adjustment +/- 1/16" (1.5mm)
- For use with MOVENTO runners only

| Item #     | Description                | Box Qty |
|------------|----------------------------|---------|
| BPT517601R | Right front locking device | 100     |
| BPT517601L | Left front locking device  | 100     |



### Locking Device Spacer for Thin Fronts

- Works with MOVENTO locking devices
- 15/32" (12mm) and 1/2" (13mm) sub-fronts only

| Item #     |
|------------|
| BPT59K010M |

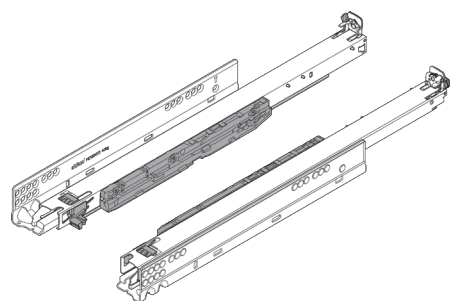


## BLUM MOVENTO DRAWER SYSTEMS



### MOVENTO 769 Heavy Duty Drawer Slides


- Four-dimensional adjustment
- Elongated holes for depth adjustment
- 170 lb static load capacity
- Full extension concealed runners
- Frameless or blocked-out face frame cabinets
- BLUMOTION soft closing
- Smooth running action
- Available in 18" to 30" lengths
- 1/2" (13mm) to 5/8" (16mm) drawer thickness
- Compatible with TIP-ON BLUMOTION and SERVO-DRIVE



#### MOVENTO 769. Heavy Duty Slides

| Item #     | Length | Box Qty |
|------------|--------|---------|
| BP7694570S | 18"    | 6       |
| BP7695330S | 21"    | 6       |
| BP7696100S | 24"    | 6       |
| BP7696860S | 27"    | 4       |
| BP7697620S | 30"    | 4       |

NOTE: For 769. series runners, rear brackets and sockets cannot be used. Cabinet sides must be blocked-out flush with the inside of the frame.



#### Standard Locking Device with Side-to-Side Adjustment


- One right and one left required per drawer
- Captive right and self-aligning left device
- Self-adjusting drawer length tolerance
- Steel base with synthetic, spring-loaded release levers
- Minimum inside drawer width 6-11/16" (170mm)
- Side-to-side adjustment +/- 1/16" (1.5mm)
- For use with MOVENTO runners only
- Packed in full boxes of 100. Available any quantity

| Item #     | Description                | Box Qty |
|------------|----------------------------|---------|
| BPT517601R | Right front locking device | 100     |
| BPT517601L | Left front locking device  | 100     |

#### Locking Device Spacer for Thin Fronts

- Works with MOVENTO locking devices
- 15/32" (12mm) and 1/2" (13mm) sub-fronts only

| Item #     |
|------------|
| BPT59K010M |




## BLUM MOVENTO DRAWER SYSTEMS



### TIP-ON BLUMOTION for MOVENTO

- Enables MOVENTO drawers to be opened with just a light touch of the drawer front
- Same installation dimensions as MOVENTO
- Fully mechanical motion
- Smooth running action
- Four-dimensional adjustment
- Load capacity of runner remains unchanged
- Can be used with or without pulls
- Frameless or blocked out face frame applications



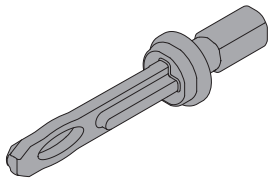
#### TIP-ON BLUMOTION Unit & Triggers

##### Sets Include:

- Left and right TIP-ON units and triggers
- Two synchronization adapters

| Drawer Length | S1 (0 - 44 lb) | L1 (0 - 44 lb) | L3 (44 - 88 lb) | L5 (88 - 155 lb) |
|---------------|----------------|----------------|-----------------|------------------|
| 30"           | —              | —              | —               | BPT60L7570       |
| 27"           | —              | —              | —               | BPT60L7570       |
| 24"           | —              | —              | —               | BPT60L7570       |
| 21"           | —              | BPT60L7340     | BPT60L7540      | BPT60L7570       |
| 18"           | —              | BPT60L7340     | BPT60L7540      | BPT60L7570       |
| 15"           | —              | BPT60L7340     | BPT60L7540      | —                |
| 12"           | BPT60L7140     | —              | —               | —                |


### Required Parts



#### Synchronization Adapters

- To be used with the T60L1118W synchronization rod

| Item #    |
|-----------|
| BPT60000D |

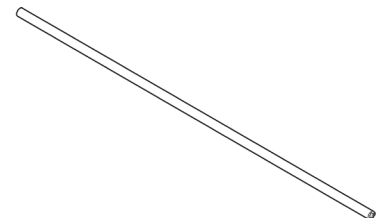


#### TIP-ON BLUMOTION for MOVENTO

##### Front Gap Template

- For creating a 1/8" (3.5mm) front gap
- For use with TIP-ON BLUMOTION for MOVENTO only
- Not for use with 769R series runners


| Item #     |
|------------|
| BP655632US |



#### Synchronization Rod

- Recommended for all cabinet widths for optimal function
- Opening width: 12-3/8" (314mm) minimum, 54-1/2" (1385mm) maximum
- Length 44-1/32" (1118mm), cut to size

| Item #      |
|-------------|
| BPT60L1118W |



#### TIP-ON BLUMOTION Synchronization for Narrow Applications

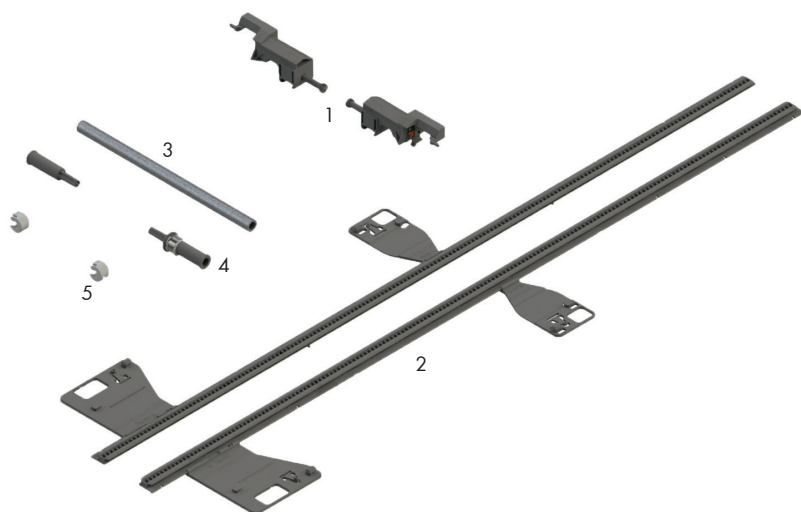
- Opening width: 11-1/16" (281mm) minimum, 12" (305mm) maximum
- Length 2-1/2" (64mm), cut to size

| Item #      |
|-------------|
| BPT60300D22 |

## BLUM MOVENTO DRAWER SYSTEMS

### Lateral Stabilizer for MOVENTO 763H/763. and 769. Series

- Synchronizes left and right runners to prevent drawer racking and increases lateral stability
- Ideal for wide applications using MOVENTO
- Does not increase load capacity
- Frameless and blocked-out face frame applications 12" (305mm) to 27" (686mm) drawers
- Recommended for opening widths 24" (610mm) and wider



#### Lateral Stabilizer Set

##### Set Includes:

1. Pinion housing (qty 2)
2. Gear rack with locating tabs (qty 2)
3. Linkage rod, 41-3/8" (1051mm) length
4. Pinion adapter (qty 2)
5. Locking clip (qty 2)

Also includes installation instructions

##### Item #

BPZS7M686MU

### Optional Add-On Depth Adjustment without TIP-ON BLUMOTION

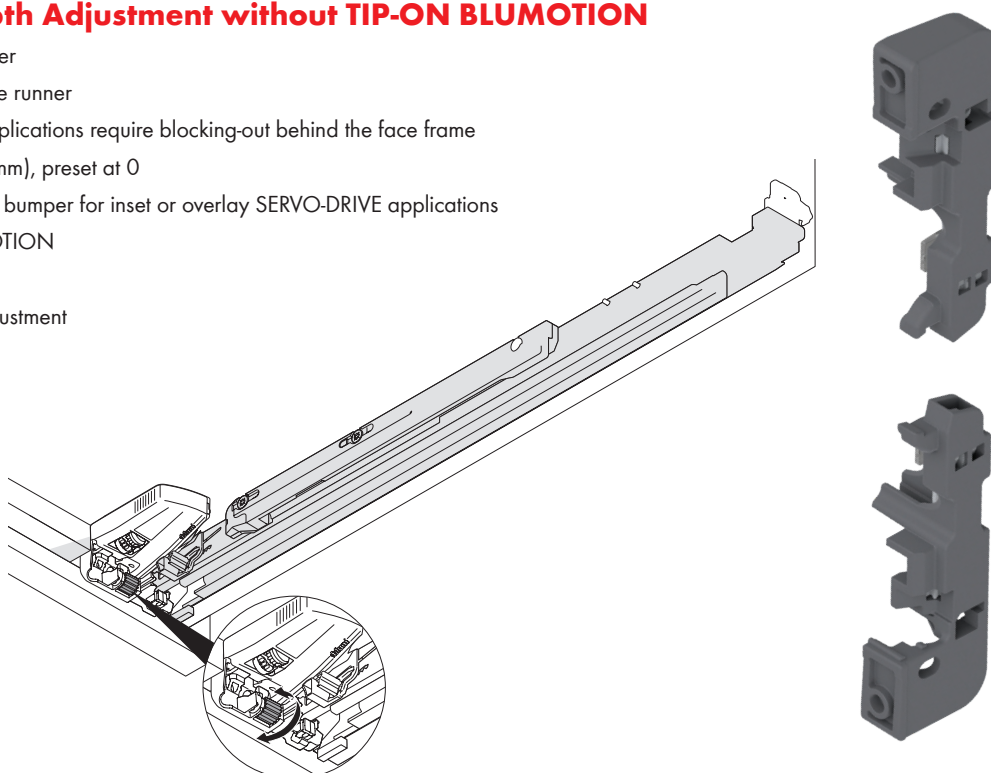
- Uses the same 763 or 769 runner
- Requires increased setback of the runner
- 763H/763. and 769. frame applications require blocking-out behind the face frame
- Depth adjustment +/- 3/32" (2mm), preset at 0
- Integrated 1/8" (3mm) distance bumper for inset or overlay SERVO-DRIVE applications
- Not for use with TIP-ON BLUMOTION

##### Set Includes:

- Right and left add-on depth adjustment
- Installation instructions

##### Item #

BP2987600



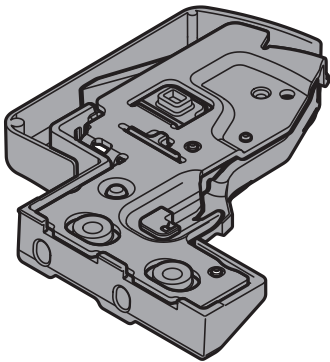
## BLUM MOVENTO DRAWER SYSTEMS



### Standard Locking Device with Side-to-Side Adjustment

- One right and one left required per drawer
- Captive right and self-aligning left device
- Steel base with synthetic, spring-loaded release levers
- Minimum inside drawer width 6-11/16" (170mm)
- Side-to-side adjustment +/- 1/16" (1.5mm)
- For use with MOVENTO runners only
- Self-adjusting drawer length tolerance

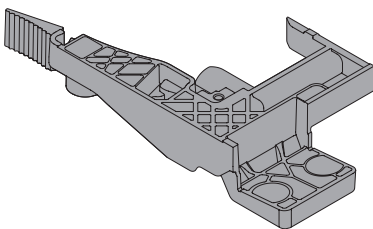
| Item #     | Description                | Box Qty |
|------------|----------------------------|---------|
| BPT517601R | Right front locking device | 100     |
| BPT517601L | Left front locking device  | 100     |



### Vertical Mount Locking Device with Side-to-Side Adjustment

- One right and one left required per drawer
- Captive right and self-aligning left device
- Steel base with synthetic, spring-loaded release levers
- Minimum inside drawer width 6-11/16" (170mm)
- Side-to-side adjustment +/- 1/16" (1.5mm)
- Minimum sub-front thickness 5/8" (16mm)
- Designed for 1/2" (13mm) drawer bottom recess
- Used to minimize sub-front splitting
- Self-adjusting drawer length tolerance


| Item #       | Description                | Box Qty |
|--------------|----------------------------|---------|
| BPT51760120R | Right front locking device | 100     |
| BPT51760120L | Left front locking device  | 100     |



### Narrow Drawer Locking Devices

- One right and one left required per drawer
- Maximum dynamic load capacity 25 lb
- Self-adjusting drawer length tolerance
- Minimum inside drawer with 3-3/4" (95mm) without TIP-ON BLUMOTION
- Minimum sub-front thickness 5/8" (16mm)
- Designed for 1/2" (13mm) drawer bottom recess
- For use with narrow drawers
- Captive right and self-aligning left device
- Vertical mount, two-piece nylon

| Item #       | Description                | Box Qty |
|--------------|----------------------------|---------|
| BPT51050120R | Right front locking device | 100     |
| BPT51050120L | Left front locking device  | 100     |



### Locking Device Spacer for Thin Fronts

- Works with MOVENTO locking devices
- 15/32" (12mm) and 1/2" (13mm) sub-fronts only

| Item #     |
|------------|
| BPT59K010M |


## BLUM MOVENTO DRAWER SYSTEMS



### Screw-On Rear Bracket

- For MOVENTO 763H series runners
- Lateral self-alignment 1/8" (3mm)
- Non-handed, one-piece stamped steel design, zinc-coated
- Use at least three #6 wood screws
- Not for use with TIP-ON BLUMOTION


| Item #      | Box Qty |
|-------------|---------|
| BP295375002 | 100     |



### Screw-On Socket

- For MOVENTO 763H series runners
- Lateral self-alignment
- Non-handed, two-piece design
- Synthetic, natural color
- Use two #6 flat head wood screws
- Not for use with TIP-ON BLUMOTION

| Item #    | Box Qty |
|-----------|---------|
| BP2956400 | 125     |



### Plug-in Socket

- For MOVENTO 763H series runners
- Lateral self-alignment feature
- Non-handed, two-piece design
- Synthetic, natural color
- Non-detachable 5/16" (8mm) dowels, 3/8" (9.5mm) long
- 1/4" (6mm) minimum back panel thickness
- Use two #6 flat head wood screws
- Not for use with TIP-ON BLUMOTION

| Item #    | Box Qty |
|-----------|---------|
| BP2956410 | 125     |



## BLUM MOVENTO DRAWER SYSTEMS



### Waste/Recycle Drawer with Motion Technologies

- Pre-assembled bottom mount set
- MOVENTO heavy duty full extension concealed runners with BLUMOTION
- For 12", 15", and 18" minimum opening widths
- 1/2" (13mm) to 5/8" (16mm) drawer thickness
- 3/4" (19mm) over extension
- For face frame and frameless applications
- Tool-free side-to-side, height and tilt adjustment
- Maximum 1/4" (6mm) cabinet bottom recess
- 135 lb static load capacity
- Compatible with TIP-ON BLUMOTION and SERVO-DRIVE

### MOVENTO Waste/Recycle Set

#### • Set Includes:

1. MOVENTO heavy duty runner set with pre-mounted #6 x 1" wood screw for installation (qty 8)
  2. Standard locking device (qty 2) with #6 x 5/8" wood screws for installation (qty 4)
- Also includes installation template and instructions

NOTE: Lateral stabilizer cannot be used with 769R series runners.



| Item #       | Description                   | Drawer Length |
|--------------|-------------------------------|---------------|
| BP769R5337SB | For 12" minimum opening width | 21" (533mm)   |
| BP769R5337SD | For 15" minimum opening width | 21" (533mm)   |
| BP769R5337SF | For 18" minimum opening width | 21" (533mm)   |

### SERVO-DRIVE Waste/Recycle Set (Optional)

#### • Set Includes:

- Drive unit (pre-attached)
- Double bottom bracket with #6 x 1" wood screws (qty 2)
- Cable clips (qty 4)
- Adapter plate
- INSERTA cable connector
- Screw-on distance bumpers (qty 4) with #6 x 5/8" wood screws for installation (qty 8)
- 110 volt plug-in power supply with six feet of universal cable



| Item #        |
|---------------|
| BPZ10NA30UGUS |

### TIP-ON BLUMOTION for MOVENTO Waste/Recycle Set

- Fully mechanical touch-to-open solution for waste/recycle sets
- Heavy duty L5 TIP-ON BLUMOTION units and triggers
- TIP-ON BLUMOTION synchronization rod, pre-cut per width
- TIP-ON BLUMOTION synchronization adapters\*
- Instruction sheet

\* NOTE: T60L7570.B does not use TIP-ON BLUMOTION synchronization adapters

| Item #      | Description        |
|-------------|--------------------|
| BPT60L7570B | For 769R5337SB set |
| BPT60L7570D | For 769R5337SD set |
| BPT60L7570F | For 769R5337SF set |



## BLUM MOVENTO DRAWER SYSTEMS



### MOVENTO Bottom Mount Drawer - Heavy Duty

- MOVENTO heavy duty full extension concealed runners with BLUMOTION
- 1/2" (13mm) to 5/8" (16mm) drawer thickness
- 3/4" (19mm) over extension
- For face frame and frameless applications
- Tool-free side-to-side, height and tilt adjustment
- Maximum 1/4" (6mm) cabinet bottom recess
- 135 lb static load capacity
- Designed to be used with SERVO-DRIVE or TIP-ON BLUMOTION

### MOVENTO Bottom Mount Runner Set

- One set required per drawer

#### • Set Includes:

1. MOVENTO heavy duty runner set with pre-mounted #6 x 1" wood screws for installation (qty 8)
2. Standard locking device (qty 2) with #6 x 5/8" wood screws for installation (qty 4)

Also includes installation instructions

NOTE: Interior roll-outs and roll-out shelf applications must be mounted to the bottom of the cabinet or to a fixed shelf panel. Pre-attached 1/4" spacers should not be removed. Cabinet bottom recess must be 1/4" (6mm) less. Lateral stabilizer cannot be used with 769R series runners.



#### Item #

BP769R5330S

### SERVO-DRIVE Waste/Recycle Set (Optional)

#### • Set Includes:

- Drive unit (pre-attached)
- Double bottom bracket with #6 x 1" wood screws (qty 2)
- Cable clips (qty 4)
- Adapter plate
- INSERTA cable connector
- Screw-on distance bumpers (qty 4) with #6 x 5/8" wood screws for installation (qty 8)
- 110 volt plug-in power supply with six feet of universal cable
- Cable end protectors (qty 2)
- Installation template, instructions, and user manual



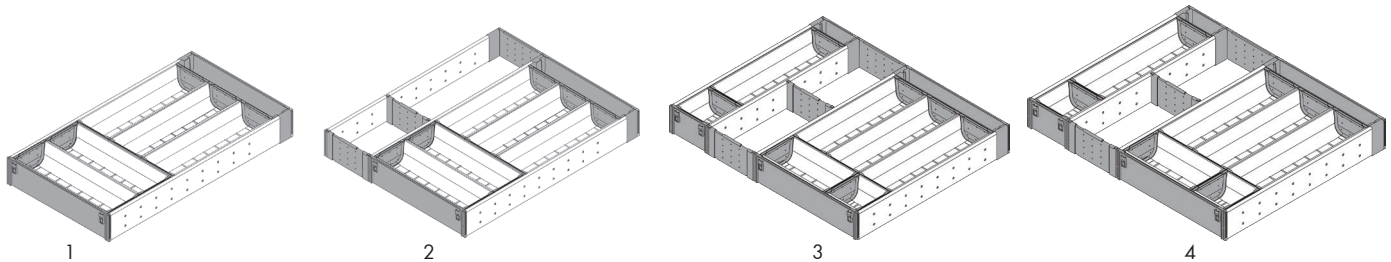
#### Item #

BPZ10NA30UGUS

## BLUM MOVENTO ORGA-LINE

### ORGA-LINE

- Adjustable organization solution for wood drawers that are ideal for storing items in the kitchen and throughout the home
- Spring loaded compensation tray and side rails ensure that each kit will fit into an inside drawer length from 19-1/4" to 20"
- Removable trays are made of high quality nylon and stainless steel
- Dishwasher safe up to 170°F




#### Flatware - For 21" Drawers

| Item #         | Width                                  | Height        |
|----------------|--|---------------|
| 1 BPZHI533BI3A | 11-1/4" (285mm)                        | 2-5/8" (66mm) |
| 2 BPZHI533KI4A | 15" (381mm)                            | 2-5/8" (66mm) |
| 3 BPZHI533TI4A | 15-11/16" to 16-7/16" (399mm to 417mm) | 2-5/8" (66mm) |
| 4 BPZHI533TI5A | 18-3/4" to 19-7/16" (477mm to 494mm)   | 2-5/8" (66mm) |



#### Cutlery Sets - For 21" Drawers

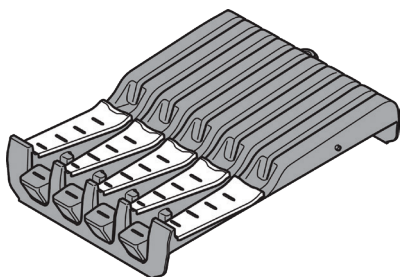
| Item #         | Width           | Height        |
|----------------|-----------------|---------------|
| 1 BPZHI533BI1A | 4-1/4" (108mm)  | 2-5/8" (66mm) |
| 2 BPZHI533MI3A | 11-7/8" (302mm) | 2-5/8" (66mm) |



#### Utensils - For 21" Drawers

| Item #         | Width            | Height        |
|----------------|------------------|---------------|
| 1 BPZHI533FI1A | 4-1/4" (108mm)   | 2-5/8" (66mm) |
| 2 BPZHI533FI3A | 11-9/16" (294mm) | 2-5/8" (66mm) |

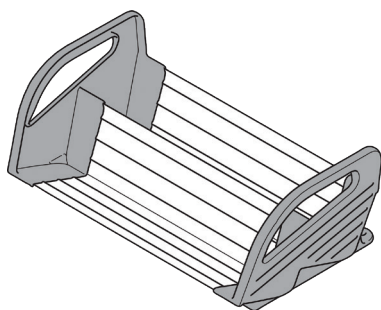
## BLUM MOVENTO ORGA-LINE



### ORGA-LINE Knife Holder

- Length 11-1/8" (282mm)
- Width 7" (178mm)
- Height 2-3/16" (56mm)
- Holds up to nine knives of different sizes
- High quality nylon and stainless steel
- Dishwasher safe up to 170°F
- Handle support (qty 4)

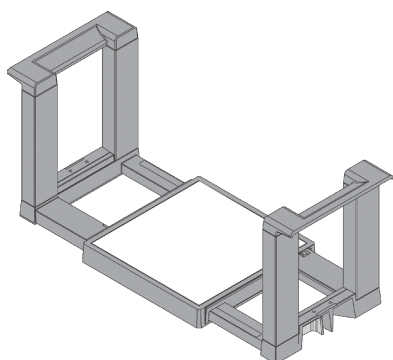
| Item #    |
|-----------|
| BPZSZ02M0 |



### ORGA-LINE Spice Tray

- Width 11-1/8" (282mm) - Inside storage width 10-1/4" (260mm)
- Height 4-3/4" (121mm)
- Easy removal from drawer
- High quality nylon and stainless steel
- Set includes two trays and four feet

| Item #     |
|------------|
| BPZFZ38G0I |



### ORGA-LINE Plate Holder

- Plate diameter 6-9/16" to 12-5/16" (167mm to 312mm)
- Overall width 9-3/4" to 15-7/16" (247mm to 392mm)
- Overall height 6-11/16" (170mm)
- Holds up to 12 plates
- Non-slip bottom
- High quality nylon and stainless steel

| Item #     |
|------------|
| BPZC7T0350 |

## BLUM MOVENTO ASSEMBLY AIDS & ACCESSORIES



### Universal Individual Template

- For pre-boring MOVENTO drawer runners
- Also used for marking/pre-boring other Blum drawer systems, AVENTOS locating pins, hinge mounting plates, BLUMOTION adapters, and TIP-ON adapters
- Calibrated scales for accurate setting
- Set includes: Universal individual template, 2.5mm and 5mm stop collars, allen wrench

#### Item #

BP65105102



### Cabinet Profile Template Set

- Used for pre-boring holes for MOVENTO drawer runners
- Also used for marking/pre-boring other Blum drawer systems, AVENTOS locating pins and hinge mounting plates

#### \* Set Includes:

- Rail, 1 meter long
- Replacement template (qty 4)
- 2.5mm stop collar
- 5mm stop collar
- Allen wrench

#### Item #

#### Description

|            |                           |
|------------|---------------------------|
| BP65100001 | Cabinet Profile Template* |
| BPDB25     | 2.5mm Drill Bit           |
| BPDB6      | 6mm Drill Bit             |




### Concealed Runner Template

- Essential tool for drawers using any MOVENTO or TANDEM runners
- To bore 6mm holes for rear hooks
- Pre-bore 2.5mm hole for MOVENTO locking devices at the required angle

#### Item #

BPT651600



### Concealed Runner Template Accessories

#### Item #

#### Description

|           |                 |
|-----------|-----------------|
| BPDB25    | 2.5mm Drill Bit |
| BPDB6     | 6mm Drill Bit   |
| BPT659000 | Tool Set*       |

\* Set includes 2.5mm drill bit extension, 6mm stop collar, #2 Phillips screwdriver tip, and allen wrenches

### Wood and Euro Screws

|   | Item #      | Description            | Box Qty |
|---|-------------|------------------------|---------|
| 1 | BP6611150HG | #6 x 11.5mm, #2 POZI   | 1,000   |
| 2 | BP612TH100  | #6 x 1/2", #2 Phillips | 100     |



## BLUM LEGRABOX PREMIUM METAL DRAWER SYSTEMS



### LEGRABOX 2-5/8" (66.5mm) N Height Drawer Kits


- Full extension drawer system with BLUMOTION
- Smooth running action
- Two-dimensional drawer front adjustment
- Compatible with TIP-ON BLUMOTION and SERVO-DRIVE
- Available finishes: orion gray and stainless steel

#### Drawer kit includes:

- (1) pair of drawer profiles (color coordinated cover caps included in a drawer profile box inside the kit)
- (1) pair of cabinet profiles
- (1) pair of rear fixing brackets
- (1) set of front fixing brackets

| Orion Gray<br>Item #                | Stainless Steel<br>Item # | Length | Load Capacity                |
|-------------------------------------|---------------------------|--------|------------------------------|
| <b>125 lb Static/110 lb Dynamic</b> |                           |        |                              |
| BP770N45S-18GR                      | BP770N45S-18SS            | 18"    | 125 lb Static/110 lb Dynamic |
| BP770N50S-20GR                      | BP770N50S-20SS            | 20"    | 125 lb Static/110 lb Dynamic |
| BP770N55S-22GR                      | BP770N55S-22SS            | 22"    | 125 lb Static/110 lb Dynamic |

#### Components:



## BLUM LEGRABOX PREMIUM METAL DRAWER SYSTEMS



### LEGRABOX 3-9/16" (90.5mm)

#### M Height Drawer Kits

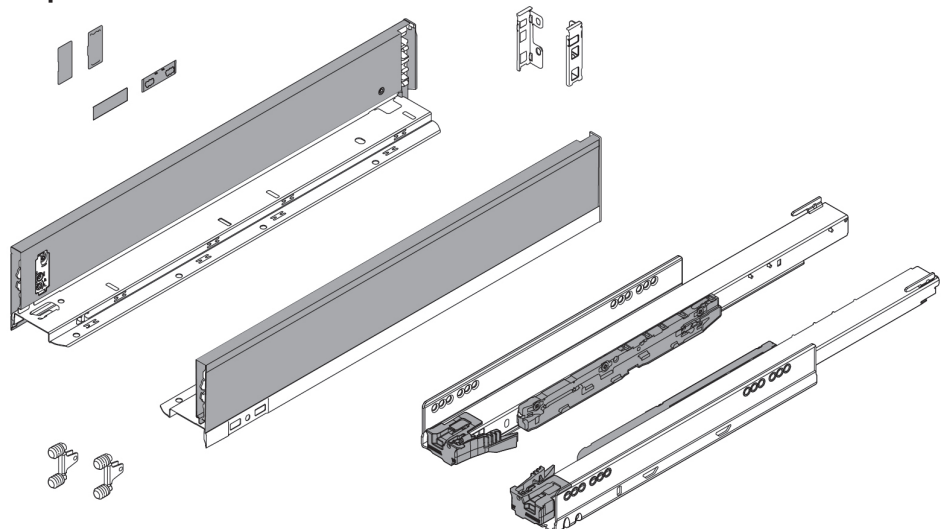
- Full extension drawer system with BLUMOTION
- Smooth running action
- Two-dimensional drawer front adjustment
- Compatible with TIP-ON BLUMOTION and SERVO-DRIVE
- Available finishes: orion gray and stainless steel

#### Drawer kit includes:

- (1) pair of drawer profiles (color coordinated cover caps included in a drawer profile box inside the kit)
- (1) pair of cabinet profiles
- (1) pair of rear fixing brackets
- (1) set of front fixing brackets

| Orion Gray<br>Item #                | Stainless Steel<br>Item # | Length | Load Capacity                |
|-------------------------------------|---------------------------|--------|------------------------------|
| <b>125 lb Static/110 lb Dynamic</b> |                           |        |                              |
| BP770M27S-11GR                      | BP770M27S-11SS            | 11"    | 125 lb Static/110 lb Dynamic |
| BP770M35S-14GR                      | BP770M35S-14SS            | 14"    | 125 lb Static/110 lb Dynamic |
| BP770M40S-16GR                      | BP770M40S-16SS            | 16"    | 125 lb Static/110 lb Dynamic |
| BP770M45S-18GR                      | BP770M45S-18SS            | 18"    | 125 lb Static/110 lb Dynamic |
| BP770M50S-20GR                      | BP770M50S-20SS            | 20"    | 125 lb Static/110 lb Dynamic |
| BP770M55S-22GR                      | BP770M55S-22SS            | 22"    | 125 lb Static/110 lb Dynamic |
| <b>170 lb Static/155 lb Dynamic</b> |                           |        |                              |
| BP773M45S-18GR                      | BP773M45S-18SS            | 18"    | 170 lb Static/155 lb Dynamic |
| BP773M50S-20GR                      | BP773M50S-20SS            | 20"    | 170 lb Static/155 lb Dynamic |
| BP773M55S-22GR                      | BP773M55S-22SS            | 22"    | 170 lb Static/155 lb Dynamic |
| BP773M60S-24GR                      | BP773M60S-24SS            | 24"    | 170 lb Static/155 lb Dynamic |
| BP773M65S-26GR                      | BP773M65S-26SS            | 26"    | 170 lb Static/155 lb Dynamic |

#### Components:





## BLUM LEGRABOX PREMIUM METAL DRAWER SYSTEMS



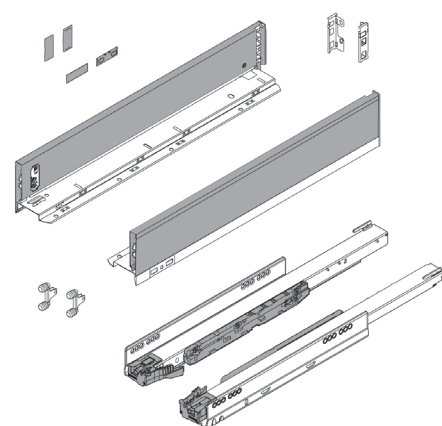
### LEGRABOX 3-9/16" (90.5mm)

#### M Height Drawer Kits w/Interior Roll Out

- Full extension drawer system with BLUMOTION
- Smooth running action
- Two-dimensional drawer front adjustment
- Compatible with TIP-ON BLUMOTION and SERVO-DRIVE
- Available finishes: orion gray and stainless steel

#### Drawer kit includes:

- (1) pair of drawer profiles (color coordinated cover caps included in a drawer profile box inside the kit)
- (1) pair of cabinet profiles
- (1) pair of rear fixing brackets
- (1) set of front fixing brackets



| Orion Gray Item #                   | Stainless Steel Item # | Length | Load Capacity                |
|-------------------------------------|------------------------|--------|------------------------------|
| <b>125 lb Static/110 lb Dynamic</b> |                        |        |                              |
| BP770M27S-11GR                      | BP770M27S-11SS         | 11"    | 125 lb Static/110 lb Dynamic |
| BP770M35S-14GR                      | BP770M35S-14SS         | 14"    | 125 lb Static/110 lb Dynamic |
| BP770M40S-16GR                      | BP770M40S-16SS         | 16"    | 125 lb Static/110 lb Dynamic |
| BP770M45S-18GR                      | BP770M45S-18SS         | 18"    | 125 lb Static/110 lb Dynamic |
| BP770M50S-20GR                      | BP770M50S-20SS         | 20"    | 125 lb Static/110 lb Dynamic |
| BP770M55S-22GR                      | BP770M55S-22SS         | 22"    | 125 lb Static/110 lb Dynamic |
| <b>170 lb Static/155 lb Dynamic</b> |                        |        |                              |
| BP773M45S-18GR                      | BP773M45S-18SS         | 18"    | 170 lb Static/155 lb Dynamic |
| BP773M50S-20GR                      | BP773M50S-20SS         | 20"    | 170 lb Static/155 lb Dynamic |
| BP773M55S-22GR                      | BP773M55S-22SS         | 22"    | 170 lb Static/155 lb Dynamic |
| BP773M60S-24GR                      | BP773M60S-24SS         | 24"    | 170 lb Static/155 lb Dynamic |
| BP773M65S-26GR                      | BP773M65S-26SS         | 26"    | 170 lb Static/155 lb Dynamic |

#### Required Components for Interior Roll Out

##### Front Piece

- Length 41-1/16" (1043mm), cut to size



| Orion Gray Item # | Stainless Steel Item # |
|-------------------|------------------------|
| BPZV71043C01-GREY | BPZV71043C01-SS        |

##### Interior Front Fixing Bracket Set


##### Set Includes:

- Left and right front fixing brackets
- Left and right outer cover caps
- Locking piece
- Screws

| Orion Gray Item # | Stainless Steel Item # |
|-------------------|------------------------|
| BPZI70MS0         | BPZI70MI0              |



## BLUM LEGRABOX PREMIUM METAL DRAWER SYSTEMS



### LEGRABOX 5-1/16" (128.5mm)

#### K Height Drawer Kits

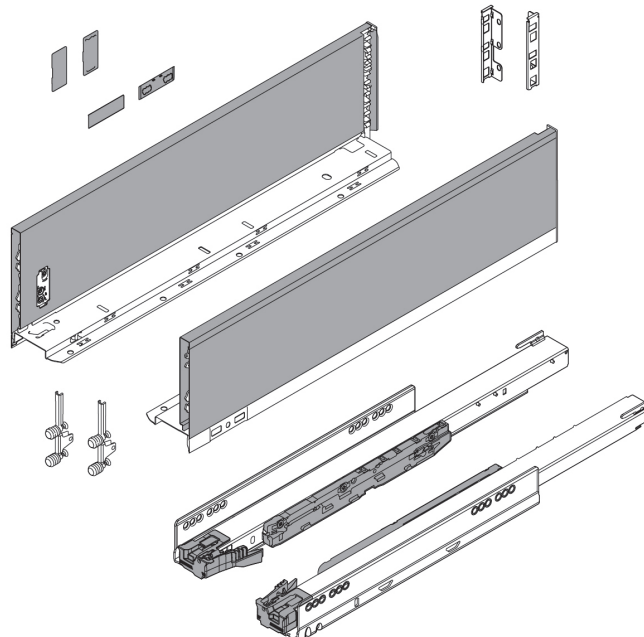
- Full extension drawer system with BLUMOTION
- Smooth running action
- Two-dimensional drawer front adjustment
- Compatible with TIP-ON BLUMOTION and SERVO-DRIVE
- Available finishes: orion gray and stainless steel

#### Drawer kit includes:

- (1) pair of drawer profiles (color coordinated cover caps included in a drawer profile box inside the kit)
- (1) pair of cabinet profiles
- (1) pair of rear fixing brackets
- (1) set of front fixing brackets

| Orion Gray<br>Item #                | Stainless Steel<br>Item # | Length | Load Capacity                |
|-------------------------------------|---------------------------|--------|------------------------------|
| <b>125 lb Static/110 lb Dynamic</b> |                           |        |                              |
| BP770K35S-14GR                      | BP770K35S-14SS            | 14"    | 125 lb Static/110 lb Dynamic |
| BP770K40S-16GR                      | BP770K40S-16SS            | 16"    | 125 lb Static/110 lb Dynamic |
| BP770K45S-18GR                      | BP770K45S-18SS            | 18"    | 125 lb Static/110 lb Dynamic |
| BP770K50S-20GR                      | BP770K50S-20SS            | 20"    | 125 lb Static/110 lb Dynamic |
| BP770K55S-22GR                      | BP770K55S-22SS            | 22"    | 125 lb Static/110 lb Dynamic |
| <b>170 lb Static/155 lb Dynamic</b> |                           |        |                              |
| BP773K45S-18GR                      | BP773K45S-18SS            | 18"    | 170 lb Static/155 lb Dynamic |
| BP773K50S-20GR                      | BP773K50S-20SS            | 20"    | 170 lb Static/155 lb Dynamic |
| BP773K55S-22GR                      | BP773K55S-22SS            | 22"    | 170 lb Static/155 lb Dynamic |

#### Components:



## BLUM LEGRABOX PREMIUM METAL DRAWER SYSTEMS



### LEGRABOX 7" (177mm) C Height Drawer Kits

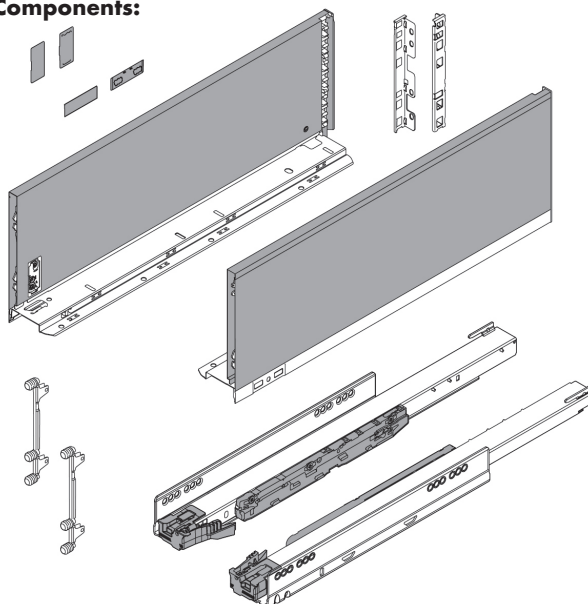
- Full extension drawer system with BLUMOTION
- Smooth running action
- Two-dimensional drawer front adjustment
- Compatible with TIP-ON BLUMOTION and SERVO-DRIVE
- Available finishes: orion gray and stainless steel

#### Drawer kit includes:

- (1) pair of drawer profiles (color coordinated cover caps included in a drawer profile box inside the kit)
- (1) pair of cabinet profiles
- (1) pair of rear fixing brackets
- (1) set of front fixing brackets

| Orion Gray<br>Item #                | Stainless Steel<br>Item # | Length | Load Capacity                |
|-------------------------------------|---------------------------|--------|------------------------------|
| <b>125 lb Static/110 lb Dynamic</b> |                           |        |                              |
| BP770C27S-11GR                      | BP770C27S-11SS            | 11"    | 125 lb Static/110 lb Dynamic |
| BP770C35S-14GR                      | BP770C35S-14SS            | 14"    | 125 lb Static/110 lb Dynamic |
| BP770C40S-16GR                      | BP770C40S-16SS            | 16"    | 125 lb Static/110 lb Dynamic |
| BP770C45S-18GR                      | BP770C45S-18SS            | 18"    | 125 lb Static/110 lb Dynamic |
| BP770C50S-20GR                      | BP770C50S-20SS            | 20"    | 125 lb Static/110 lb Dynamic |
| BP770C55S-22GR                      | BP770C55S-22SS            | 22"    | 125 lb Static/110 lb Dynamic |
| <b>170 lb Static/155 lb Dynamic</b> |                           |        |                              |
| BP773C45S-18GR                      | BP773C45S-18SS            | 18"    | 170 lb Static/155 lb Dynamic |
| BP773C50S-20GR                      | BP773C50S-20SS            | 20"    | 170 lb Static/155 lb Dynamic |
| BP773C55S-22GR                      | BP773C55S-22SS            | 22"    | 170 lb Static/155 lb Dynamic |
| BP773C60S-24GR                      | BP773C60S-24SS            | 24"    | 170 lb Static/155 lb Dynamic |
| BP773C65S-26GR                      | BP773C65S-26SS            | 26"    | 170 lb Static/155 lb Dynamic |

#### Components:



## BLUM LEGRABOX PREMIUM METAL DRAWER SYSTEMS



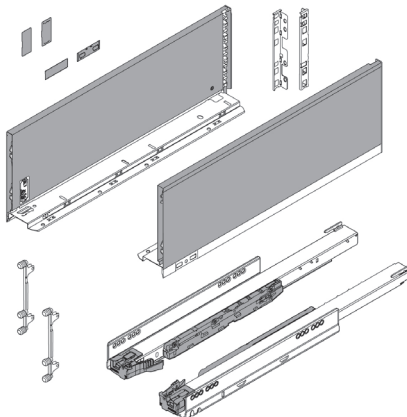
### LEGRABOX 7" (177mm)

#### C Height Drawer Kits w/Interior Roll Out

- Full extension drawer system with BLUMOTION
- Smooth running action
- Two-dimensional drawer front adjustment
- Compatible with TIP-ON BLUMOTION and SERVO-DRIVE
- Available finishes: orion gray and stainless steel

#### Drawer kit includes:

- (1) pair of drawer profiles (color coordinated cover caps included in a drawer profile box inside the kit)
- (1) pair of cabinet profiles
- (1) pair of rear fixing brackets
- (1) set of front fixing brackets



| Orion Gray Item #                   | Stainless Steel Item # | Length | Load Capacity                |
|-------------------------------------|------------------------|--------|------------------------------|
| <b>125 lb Static/110 lb Dynamic</b> |                        |        |                              |
| BP770C27S-11GR                      | BP770C27S-11SS         | 11"    | 125 lb Static/110 lb Dynamic |
| BP770C35S-14GR                      | BP770C35S-14SS         | 14"    | 125 lb Static/110 lb Dynamic |
| BP770C40S-16GR                      | BP770C40S-16SS         | 16"    | 125 lb Static/110 lb Dynamic |
| BP770C45S-18GR                      | BP770C45S-18SS         | 18"    | 125 lb Static/110 lb Dynamic |
| BP770C50S-20GR                      | BP770C50S-20SS         | 20"    | 125 lb Static/110 lb Dynamic |
| BP770C55S-22GR                      | BP770C55S-22SS         | 22"    | 125 lb Static/110 lb Dynamic |
| <b>170 lb Static/155 lb Dynamic</b> |                        |        |                              |
| BP773C45S-18GR                      | BP773C45S-18SS         | 18"    | 170 lb Static/155 lb Dynamic |
| BP773C50S-20GR                      | BP773C50S-20SS         | 20"    | 170 lb Static/155 lb Dynamic |
| BP773C55S-22GR                      | BP773C55S-22SS         | 22"    | 170 lb Static/155 lb Dynamic |
| BP773C60S-24GR                      | BP773C60S-24SS         | 24"    | 170 lb Static/155 lb Dynamic |
| BP773C65S-26GR                      | BP773C65S-26SS         | 26"    | 170 lb Static/155 lb Dynamic |

#### Required Components for Interior Roll Out

##### Front Piece

- Length 41-1/16" (1043mm), cut to size

| Orion Gray Item # | Stainless Steel Item # |
|-------------------|------------------------|
| BPZV71043C01-GREY | BPZV71043C01-SS        |

##### Interior Front Fixing Bracket Set, Set Includes:

- Left and right front fixing brackets
- Left and right outer cover caps
- Locking piece
- Screws

| Orion Gray Item # | Stainless Steel Item # |
|-------------------|------------------------|
| BPZI70MS0         | BPZI70MI0              |

##### Cross Gallery Rail

- Length 42-1/2" (1080mm), cut to size

| Orion Gray Item # | Stainless Steel Item # |
|-------------------|------------------------|
| BPZR71080U-GREY   | BPZR71080U-SS          |

## BLUM LEGRABOX PREMIUM METAL DRAWER SYSTEMS



### LEGRABOX 9-1/2" (241mm)

#### F Height Drawer Kits

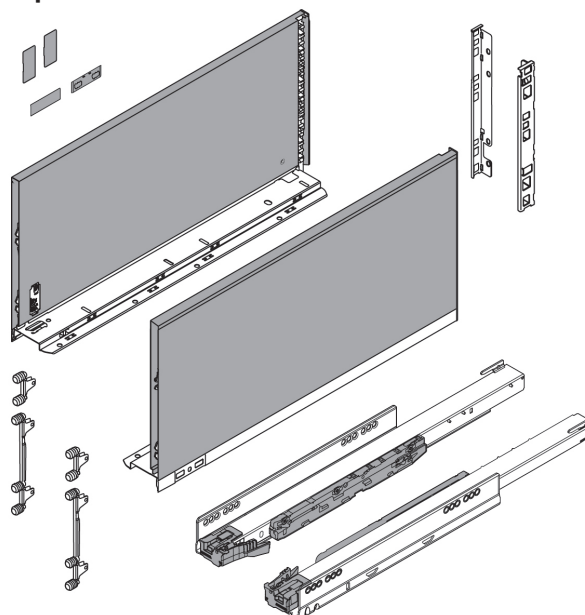
- Full extension drawer system with BLUMOTION
- Smooth running action
- Two-dimensional drawer front adjustment
- Compatible with TIP-ON BLUMOTION and SERVO-DRIVE
- Available finishes: orion gray and stainless steel

#### Drawer kit includes:


- (1) pair of drawer profiles (color coordinated cover caps included in a drawer profile box inside the kit)
- (1) pair of cabinet profiles
- (1) pair of rear fixing brackets
- (1) set of front fixing brackets

| Orion Gray<br>Item #                | Stainless Steel<br>Item # | Length | Load Capacity                |
|-------------------------------------|---------------------------|--------|------------------------------|
| <b>125 lb Static/110 lb Dynamic</b> |                           |        |                              |
| BP770F40S-16GR                      | BP770F40S-16SS            | 16"    | 125 lb Static/110 lb Dynamic |
| BP770F45S-18GR                      | BP770F45S-18SS            | 18"    | 125 lb Static/110 lb Dynamic |
| BP770F50S-20GR                      | BP770F50S-20SS            | 20"    | 125 lb Static/110 lb Dynamic |
| BP770F55S-22GR                      | BP770F55S-22SS            | 22"    | 125 lb Static/110 lb Dynamic |
| <b>170 lb Static/155 lb Dynamic</b> |                           |        |                              |
| BP773F45S-18GR                      | BP773F45S-18SS            | 18"    | 170 lb Static/155 lb Dynamic |
| BP773F50S-20GR                      | BP773F50S-20SS            | 20"    | 170 lb Static/155 lb Dynamic |
| BP773F55S-22GR                      | BP773F55S-22SS            | 22"    | 170 lb Static/155 lb Dynamic |
| BP773F65S-26GR                      | BP773F65S-26SS            | 26"    | 170 lb Static/155 lb Dynamic |

#### Components:



## BLUM LEGRABOX PREMIUM METAL DRAWER SYSTEMS




### LEGRABOX TIP-ON BLUMOTION

- Enables LEGRABOX drawer to be opening with just a light touch of the drawer front
- Fully mechanical motion
- Smooth running action

#### TIP-ON BLUMOTION Unit and Triggers

##### Sets Include:

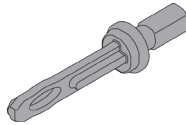
1. Left and right TIP-ON units and triggers
2. Two synchronization adapters



#### Synchronization Adapters

- To be used with the T60L1118W synchronization rod

| Item #    |
|-----------|
| BPT60000D |

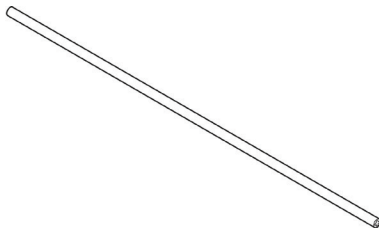


| Drawer Length | S1 (0 - 44 lb) | L1 (0 - 44 lb) | L3 (44 - 88 lb) | L5 (88 - 155 lb) |
|---------------|----------------|----------------|-----------------|------------------|
| 11"           | BPT60L7140     | -              | -               | -                |
| 14"           | -              | BPT60L7340     | BPT60L7540      | -                |
| 16"           | -              | BPT60L7340     | BPT60L7540      | -                |
| 18"           | -              | BPT60L7340     | BPT60L7540      | BPT60L7570       |
| 20"           | -              | BPT60L7340     | BPT60L7540      | BPT60L7570       |
| 22"           | -              | BPT60L7340     | BPT60L7540      | BPT60L7570       |
| 24"           | -              | -              | -               | BPT60L7570       |
| 26"           | -              | -              | -               | BPT60L7570       |

#### Synchronization Rod

- Recommended for all cabinet widths for optimal function
- Opening width: 11-9/16" (294mm) minimum, 53-3/4" (1365mm) maximum
- Length 44-1/32" (1118mm), cut to size


| Item #      |
|-------------|
| BPT60L1118W |



#### TIP-ON BLUMOTION Synchronization for Narrow Applications

- Opening width: 10-9/32" (261mm) minimum, 11-7/32" (285mm) maximum
- Length 2-1/2" (64mm), cut to size

| Item #      |
|-------------|
| BPT60300D22 |



#### TIP-ON BLUMOTION Front Gap Template

- For creating a 3/32" (2.5mm) front gap

| Item #     |
|------------|
| BP655631US |

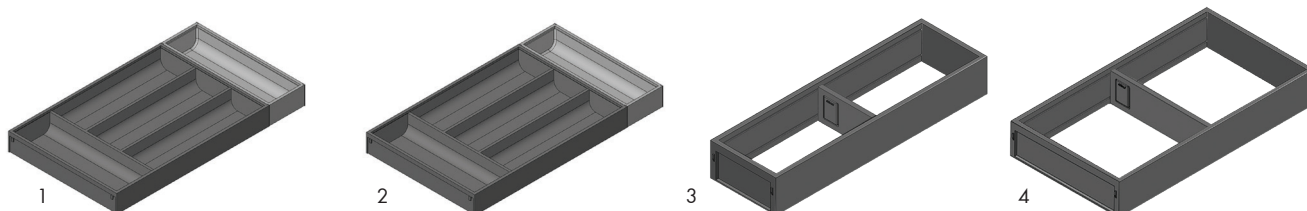




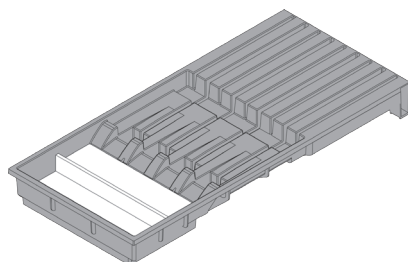
## BLUM LEGRABOX AMBIA-LINE BOX DRAWER ORGANIZERS

### AMBIA-LINE

- Provides a clean, harmonious look and function to the interior of drawers
- Orion gray finish
- To calculate inside drawer width available: LEGRABOX - Inside cabinet width - 1-5/8" (41mm)



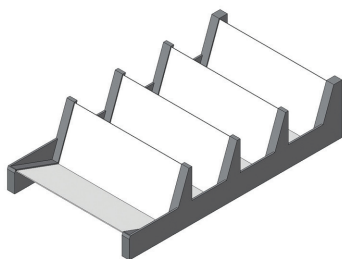
|   | Item #       | Type                  | Length      | Width       | Height    |
|---|--------------|-----------------------|-------------|-------------|-----------|
| 1 | BPZC7S500BS3 | Flatware Insert       | 20" (500mm) | 12" (300mm) | 2" (51mm) |
| 2 | BPZC7S550BS3 | Flatware Insert       | 22" (550mm) | 12" (300mm) | 2" (51mm) |
| 3 | BPZC7S500RS1 | Narrow Utensil Insert | 20" (500mm) | 4" (100mm)  | 2" (51mm) |
|   | BPZC7S550RS1 | Narrow Utensil Insert | 22" (550mm) | 4" (100mm)  | 2" (51mm) |
| 4 | BPZC7S500RS2 | Wide Utensil Insert   | 20" (500mm) | 8" (200mm)  | 2" (51mm) |
|   | BPZC7S550RS2 | Wide Utensil Insert   | 22" (550mm) | 8" (200mm)  | 2" (51mm) |



### Knife Holder

- Length 16-1/8" (409mm)
- Width 7-3/8" (187mm)
- Height 1-11/16" (43mm)
- Holds 9 knives
- High quality nylon and stainless steel
- Use with wide utensil insert

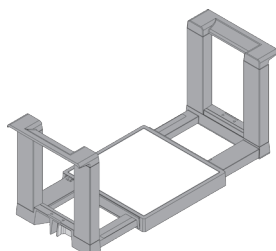
| Item #     |
|------------|
| BPZC7M0200 |



### Spice Tray

- Length 14" (356mm)
- Width 7-7/8" (200mm)
- Height 3-5/16" (84mm)
- Non-slip bottom
- High quality nylon and stainless steel
- Use with deep drawer insert

| Item #     |
|------------|
| BPZC7G0P0I |

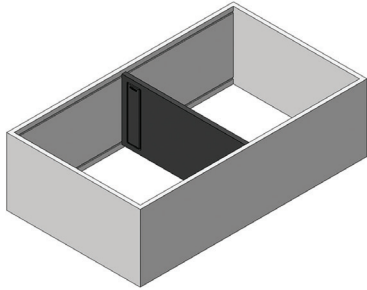


### Plate Holder

- Adjustable width 7-5/16" - 12-11/16" (186mm to 322mm)
- Overall height 6-11/16" (170mm)
- Holds up to 12 plates
- Non-slip bottom
- High quality nylon and stainless steel

| Item #     |
|------------|
| BPZC7T0350 |

## BLUM LEGRABOX AMBIA-LINE BOX DRAWER ORGANIZERS

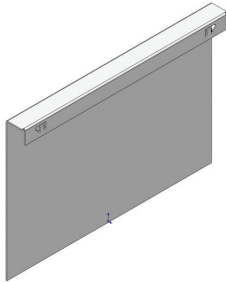


### AMBIA-LINE Deep Drawer Insert

- Length 14-9/16" (370mm)
- Width 8-9/16" (218mm)
- Height 4-3/8" (111mm)
- Includes adjustable cross divider (qty 1)
- Steel frame
- For C and F Height drawers
- Magnetic back
- Non-slip rubber feet

#### Item #

BPZC7F400RSP

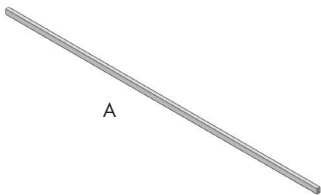


### Adapter Plate

- Length 8-9/16" (218mm)
- Height 5-13/16" (148mm)
- To be used with deep drawer insert BZC7F400RSP-GR

#### Item #

BPZC7A0P0C



### Deep Drawer Gallery Rail

#### A. Cross Gallery Rail

- Length 42-1/2" (1080mm)
- Cut cross rail to size
- Inside cabinet width minus 3-17/32" (90mm)

#### Item #

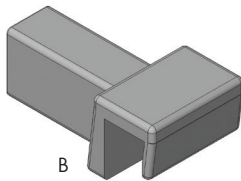
BPZR71080U-GREY

#### Finish

Grey

BPZR71080U-SS

Stainless Steel

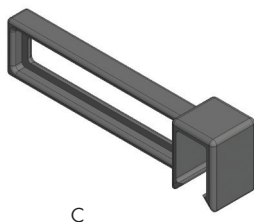


#### B. Connector

- 2 required per cross rail set-up (order each separately)
- Dust gray finish

#### Item #

BPZC7U10E0



#### C. Lateral Divider

- Dust gray finish

#### Item #

BPZC7U10F0

## BLUM LEGRABOX ACCESSORIES




### Side Spacer

- For spacing cabinet profiles for clearance on interior roll-out trays

| Item # |
|--------|
|--------|

|           |
|-----------|
| BPT593570 |
|-----------|



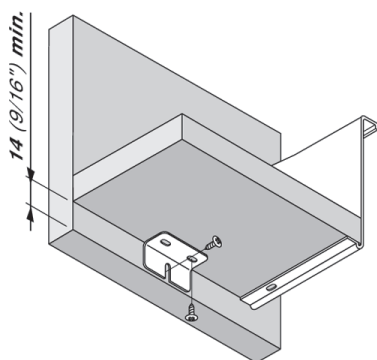
### Lateral Stabilizer Set

- Recommended for cabinet widths from 35-7/16" - 55-1/8" (900mm to 1400mm)
- Minimum space requirement (depth) AL + 15mm (AL = Actual cabinet profile length)

#### Set Includes:

1. Linkage rod 42-5/32" (1071mm)
2. Pinion gears (qty 2)
3. Left and right rear brackets
4. Left and right gear racks

| Item #      | Description                              |
|-------------|--|
| BPZS7M400LU | 11" - 16" (270mm - 400mm) Runner Lengths |
| BPZS7M650LU | 18" - 26" (450mm - 650mm) Runner Lengths |



### Drawer Front Support Bracket

- Add-on bracket for wide drawers to keep the front tight to the drawer bottom
- Attach with 612TH screws #6 x 1/2" trusshead

| Item # |
|--------|
|--------|

|             |
|-------------|
| BPZSB009001 |
|-------------|



### Front Stabilization Bracket

- Used for stabilizing wide drawers and/or tall drawer fronts
- Reinforces the connection between the drawer bottom and the front
- One required per drawer, center on drawer bottom


| Item # |
|--------|
|--------|

|           |
|-----------|
| BPZ9610E1 |
|-----------|

## BLUM LEGRABOX ACCESSORIES



| POZI Driver and Bit |                         |
|---------------------|-------------------------|
| Item #              | Description             |
| BPPOZIDRIVER        | #2 POZI Driver          |
| BPPOZIBIT           | #2 x 1" POZI bit insert |



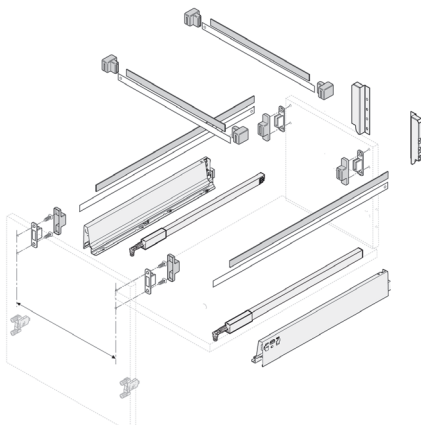
| Wood & Euro Screws |             |                               |         |
|--------------------|-------------|-------------------------------|---------|
|                    | Item #      | Description                   | Box Qty |
| 1                  | BP6611000HG | 6.1mm x 10mm, #2 POZI         | 1,000   |
|                    | BP6611150HG | 6.1mm x 11.5mm, #2 POZI       | 1,000   |
|                    | BP6611300HG | 6.1mm x 13mm, #2 POZI         | 1,000   |
|                    | BP6611450HG | 6.1mm x 14.5mm, #2 POZI       | 1,000   |
|                    | BP6612000HG | 6.1mm x 20mm, #2 POZI         | 1,000   |
|                    | BP6612500HG | 6.1mm x 25mm, #2 POZI         | 1,000   |
| 2                  | BP606P1000  | #6 x 5/8", #2 POZI            | 1,000   |
| 3                  | BP612TH100  | #6 x 1/2", #2 POZI Truss Head | 1,000   |



| Drill Bits |              |
|------------|--------------|
| Item #     | Description  |
| 1          | BPM01ZB1002R |
|            | BPM01ZB1003L |

### Metafile Set

- Set makes one standard hanging file
- Recommended for use in combination with B Height drawer
- **Set Includes:**
  - Steel hanging rails (qty 4) - 1/8" x 1/2" x 21-5/8" (3mm x 13mm x 550mm)
  - Rail support brackets (qty 4)
  - Rail support covers (qty 4)
  - Glide profiles (qty 4) - length 21-5/8" (550mm)
  - Lateral brackets (qty 4)
  - Flathead wood screws (qty 8) - #6 x 3/4" (19mm)



| Item #        | Description               |
|---------------|---------------------------|
| BPZRM5500     | Dust Gray Metafile Set    |
| BPZRM5500US   | Zinc Metafile Set         |
| BPZRM5500USWH | White Metafile Set        |
| BPZRM000310   | Cream Rail Support Covers |
| BPZRM000310WH | White Rail Support Covers |

## BLUM LEGRABOX ASSEMBLY AIDS



### Cabinet Profile Template Set

- Used for pre-boring holes for drawer runners
- Also used for marking/pre-boring other Blum drawer systems, AVENTOS locating pins and hinge mounting plates

| Item #     | Description               |
|------------|---------------------------|
| BP65100001 | Cabinet Profile Template* |
| BPDB25     | 2.5mm RH Drill Bit        |
| BPDB6      | 6mm RH Drill Bit          |



#### \* Set includes:

1. Rail, 1 meter long
2. Replacement template (qty 4)
3. 2.5mm stop collar
4. 5mm stop collar
5. Allen wrench




### Universal Individual Template

- For pre-boring drawer runners
- Also used for marking/pre-boring other Blum drawer systems, AVENTOS locating pins, hinge mounting plates, BLUMOTION adapters, and TIP-ON adapters
- Calibrated scales for accurate setting
- Set includes: Universal individual template, 2.5mm and 5mm stop collars, allen wrench

| Item #     |
|------------|
| BP65105102 |

## BLUM LEGRABOX ASSEMBLY AIDS



### LEGRABOX Starter Kit

- For all LEGRABOX heights and lengths
- For cabinet widths 9-13/16" to 47-1/4" (250mm to 1200mm)
- For cabinet back heights up to 9-13/16" (250mm)

#### Set Includes:

1. BOXFIX E-L
2. LEGRABOX boring template
3. TORX 20 screwdriver
4. VIX bit

| Item #      |
|-------------|
| BPZMM070020 |



### BOXFIX E-L

- For manual assembly of LEGRABOX pull-outs

| Item #    |
|-----------|
| BPZMM0700 |



### BOXFIX P

- For all LEGRABOX heights and lengths
- One adjustable stop for drawer width included (additional stops available)
- For cabinet widths 10-13/16" to 47-1/4" (275mm to 1200mm)
- For back heights up to 13-3/4" (350mm)

| Item #      |
|-------------|
| BPZMM275001 |



## BLUM LEGRABOX ASSEMBLY AIDS



### LEGRABOX Boring Template

- For exact pre-boring of drawer bottom and back
- Pre-bore dimension 2.5mm x 2mm
- 2.5mm stop collar
- 2.5mm allen wrench

| Item #    |
|-----------|
| BPZML7000 |




### Universal Boring Template

- Used for boring drawer fronts and located all fixing positions
- Used to pre-bore for drawer fronts, bottoms and backs for LEGRABOX, TANDEMBOX, METABOX drawer systems, and AVENTOS mounting plates

#### Set includes:

1. Template
2. 5mm marking pin
3. 10mm marking pin
4. 5mm stop collar
5. 10mm stop collar

| Item #      |
|-------------|
| BPZML004001 |



### Front Marking Template

- For precise marking of the front fixing bracket locations
- Accommodates LEGRABOX N, M, K, C, and F Height

| Item #    |
|-----------|
| BPZML3710 |


## BLUM TANDEMBOX METAL DRAWER SYSTEMS

### TANDEMBOX 3-5/16" (84mm) M Height


- Full extension drawer system with BLUMOTION
- Two-dimensional drawer front adjustment
- Dynamic load capacities of 100 lb static, 90 lb dynamic

#### Cabinet & Drawer Profiles

- Packed 20 each per box
- Left/right cabinet and drawer profiles must be ordered separately



| Length | Cabinet Member Left | Cabinet Member Right | Drawer Member Left | Drawer Member Right |
|--------|---------------------|----------------------|--------------------|---------------------|
| 16"    | BP5784001B-L        | BP5784001B-R         | BP378M4002SAL-WHA  | BP378M4002SAR-WHA   |
| 18"    | BP5784501B-L        | BP5784501B-R         | BP378M4502SAL-WHA  | BP378M4502SAR-WHA   |
| 20"    | BP5785001B-L        | BP5785001B-R         | BP378M5002SAL-WHA  | BP378M5002SAR-WHA   |
| 22"    | BP5785501B-L        | BP5785501B-R         | BP378M5502SAL-WHA  | BP378M5502SAR-WHA   |



#### Rear Fixing Bracket Set

- Left and right bracket
- Gray finish
- Packed 50 sets per box

| Item #           |
|------------------|
| BPZ30M000S04-WHA |



#### Front Fixing Brackets

- Two required per drawer
- For use with M height drawer profiles only
- Packed 200 each per box

|   | Item #      | Description                    |
|---|-------------|--------------------------------|
| 1 | BPZSF3902   | INSERTA Front Fixing Bracket   |
| 2 | BPZSF350202 | Screw-On Front Fixing Bracket* |

\* Use of #6 x 3/4" minimum truss head screw is recommended


## BLUM TANDEMBOX METAL DRAWER SYSTEMS

### TANDEMBOX 3-5/16" (84mm) M Height with Single Gallery Interior Roll-out

- Full extension drawer system with BLUMOTION
- Two-dimensional drawer front adjustment
- Dynamic load capacities of 100 lb static, 90 lb dynamic

#### Cabinet & Drawer Profiles

- Packed 20 each per box
- Left/right cabinet and drawer profiles must be ordered separately



| Length | Cabinet Member Left | Cabinet Member Right | Drawer Member Left | Drawer Member Right |
|--------|---------------------|----------------------|--------------------|---------------------|
| 16"    | BP5784001B-L        | BP5784001B-R         | BP378M4002SAL-WHA  | BP378M4002SAR-WHA   |
| 18"    | BP5784501B-L        | BP5784501B-R         | BP378M4502SAL-WHA  | BP378M4502SAR-WHA   |
| 20"    | BP5785001B-L        | BP5785001B-R         | BP378M5002SAL-WHA  | BP378M5002SAR-WHA   |
| 22"    | BP5785501B-L        | BP5785501B-R         | BP378M5502SAL-WHA  | BP378M5502SAR-WHA   |

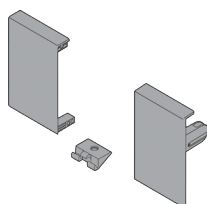


#### Front Piece

- Length 40-13/16" (1036mm), cut to size
- Gray finish

##### Item #

BPZ31L1036A




#### Front Fixing Bracket Set - Nylon

- Left and right bracket with bottom support
- Gray finish

##### Item #

BPZIF71M0-GRAY

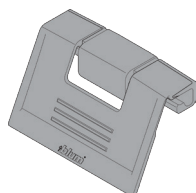


#### Rear Fixing Bracket Set

- Left and right bracket
- Gray finish
- Packed 50 sets per box

##### Item #

BP4114541

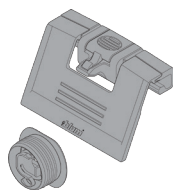


#### Interior Front Handle

- Dust gray finish

##### Item #

BPZIF80M5-GRY



#### Interior Front Handle with Latch

- Dust gray finish

##### Item #

BPZIF80M7-GRY


## BLUM TANDEMBOX METAL DRAWER SYSTEMS

### TANDEMBOX 5-3/4" (146mm) B Height with Single Gallery


- Full extension drawer system with BLUMOTION
- Three-dimensional drawer front adjustment
- Dynamic load capacities of 100 lb static, 90 lb dynamic

#### Cabinet & Drawer Profiles

- Packed 20 each per box
- Left/right cabinet and drawer profiles must be ordered separately




| Length | Cabinet Member Left | Cabinet Member Right | Drawer Member Left | Drawer Member Right |
|--------|---------------------|----------------------|--------------------|---------------------|
| 16"    | BP5784001B-L        | BP5784001B-R         | BP378M4002SAL-WHA  | BP378M4002SAR-WHA   |
| 18"    | BP5784501B-L        | BP5784501B-R         | BP378M4502SAL-WHA  | BP378M4502SAR-WHA   |
| 20"    | BP5785001B-L        | BP5785001B-R         | BP378M5002SAL-WHA  | BP378M5002SAR-WHA   |
| 22"    | BP5785501B-L        | BP5785501B-R         | BP378M5502SAL-WHA  | BP378M5502SAR-WHA   |



#### Top Gallery Rails

- Left and right gallery rails - must be ordered separately


| Length | Left Item #    | Right Item #   |
|--------|----------------|----------------|
| 16"    | BPZRG337RSIC-L | BPZRG337RSIC-R |
| 18"    | BPZRG387RSIC-L | BPZRG387RSIC-R |
| 20"    | BPZRG437RSIC-L | BPZRG437RSIC-R |
| 22"    | BPZRG487RSIC-L | BPZRG487RSIC-R |



#### Rear Fixing Bracket Set

- Left and right bracket
- Gray finish
- Packed 50 sets per box

| Item #           |
|------------------|
| BPZ30B000S04-WHA |



#### Front Fixing Brackets

- Two required per drawer
- For use with M height drawer profiles only
- Packed 200 each per box

|   | Item #      | Description                    |
|---|-------------|--------------------------------|
| 1 | BPZSF3902   | INSERTA Front Fixing Bracket   |
| 2 | BPZSF350202 | Screw-On Front Fixing Bracket* |

\* Use of #6 x 3/4" minimum truss head screw is recommended


## BLUM TANDEMBOX METAL DRAWER SYSTEMS

### TANDEMBOX 8-1/8" (207mm) D Height with Single Gallery


- Full extension drawer system with BLUMOTION
- Three-dimensional drawer front adjustment
- Dynamic load capacities of 100 lb static, 90 lb dynamic

#### Cabinet & Drawer Profiles

- Packed 20 each per box
- Left/right cabinet and drawer profiles must be ordered separately




| Length | Cabinet Member Left | Cabinet Member Right | Drawer Member Left | Drawer Member Right |
|--------|---------------------|----------------------|--------------------|---------------------|
| 16"    | BP5784001B-L        | BP5784001B-R         | BP378M4002SAL-WHA  | BP378M4002SAR-WHA   |
| 18"    | BP5784501B-L        | BP5784501B-R         | BP378M4502SAL-WHA  | BP378M4502SAR-WHA   |
| 20"    | BP5785001B-L        | BP5785001B-R         | BP378M5002SAL-WHA  | BP378M5002SAR-WHA   |
| 22"    | BP5785501B-L        | BP5785501B-R         | BP378M5502SAL-WHA  | BP378M5502SAR-WHA   |



#### Top Gallery Rails

- Left and right gallery rails - must be ordered separately


| Length | Left Item #    | Right Item #   |
|--------|----------------|----------------|
| 16"    | BPZRG337RSIC-L | BPZRG337RSIC-R |
| 18"    | BPZRG387RSIC-L | BPZRG387RSIC-R |
| 20"    | BPZRG437RSIC-L | BPZRG437RSIC-R |
| 22"    | BPZRG487RSIC-L | BPZRG487RSIC-R |



#### Rear Fixing Bracket Set

- Left and right bracket
- Gray finish
- Packed 50 sets per box

| Item #      |
|-------------|
| BPZ30D000SL |



#### Front Fixing Brackets

- Two required per drawer
- For use with M height drawer profiles only
- Packed 200 each per box

|   | Item #      | Description                    |
|---|-------------|--------------------------------|
| 1 | BPZSF3902   | INSERTA Front Fixing Bracket   |
| 2 | BPZSF350202 | Screw-On Front Fixing Bracket* |

\* Use of #6 x 3/4" minimum truss head screw is recommended


## BLUM TANDEMBOX METAL DRAWER SYSTEMS

### TANDEMBOX 8-1/8" (207mm) D Height with Single Gallery Interior Roll-out


- Full extension drawer system with BLUMOTION
- Three-dimensional drawer front adjustment
- Dynamic load capacities of 100 lb static, 90 lb dynamic

#### Cabinet & Drawer Profiles

- Packed 20 each per box
- Left/right cabinet and drawer profiles must be ordered separately




| Length | Cabinet Member Left | Cabinet Member Right | Drawer Member Left | Drawer Member Right |
|--------|---------------------|----------------------|--------------------|---------------------|
| 16"    | BP5784001B-L        | BP5784001B-R         | BP378M4002SAL-WHA  | BP378M4002SAR-WHA   |
| 18"    | BP5784501B-L        | BP5784501B-R         | BP378M4502SAL-WHA  | BP378M4502SAR-WHA   |
| 20"    | BP5785001B-L        | BP5785001B-R         | BP378M5002SAL-WHA  | BP378M5002SAR-WHA   |
| 22"    | BP5785501B-L        | BP5785501B-R         | BP378M5502SAL-WHA  | BP378M5502SAR-WHA   |



#### Top Gallery Rails

- Left and right gallery rails - must be ordered separately


| Length | Left Item #    | Right Item #   |
|--------|----------------|----------------|
| 16"    | BPZRG337RSIC-L | BPZRG337RSIC-R |
| 18"    | BPZRG387RSIC-L | BPZRG387RSIC-R |
| 20"    | BPZRG437RSIC-L | BPZRG437RSIC-R |
| 22"    | BPZRG487RSIC-L | BPZRG487RSIC-R |



#### Front Piece

- Length 40-13/16" (1036mm), cut to size
- Gray finish

| Item #      |
|-------------|
| BPZ31L1036A |



#### Cross Rail

- Length 41-3/16" (1046mm), cut to size
- Gray finish

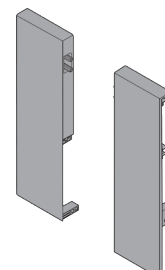
| Item #     |
|------------|
| BPZRG1046Z |



#### Rear Fixing Brackets

- Left and right bracket
- Gray finish

| Item #      |
|-------------|
| BPZ30D000SL |



#### Front Fixing Bracket Set - Nylon

- Left and right bracket with bottom support
- Gray finish

| Item #           |
|------------------|
| BPZIF75D0US-GRAY |

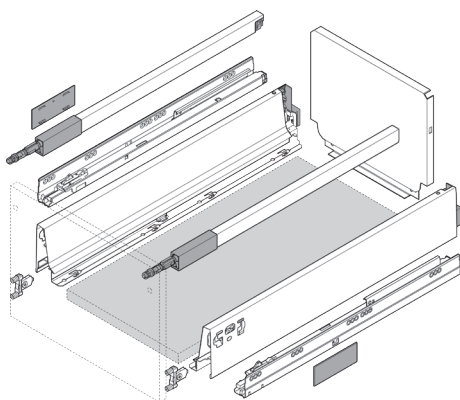


## BLUM TANDEMBOX METAL DRAWER SYSTEMS



### TANDEMBOX Waste/Recycle Set with SERVO-DRIVE

- Pre-assembled bottom mount solution
- TANDEMBOX heavy duty full extension drawer system
- For 12", 15" and 18" minimum opening widths
- For face frame and frameless applications
- Three-dimensional drawer front adjustment
- Maximum 1/4" (6mm) cabinet bottom recess
- TANDEM smooth running action
- 175 lb static, 150 lb dynamic load rating
- SERVO-DRIVE touch-to-open feature



#### TANDEMBOX Waste/Recycle Set

| Item #          | Description                   | Drawer Length   |
|-----------------|-------------------------------|-----------------|
| BP356M55B7SAB-W | For 12" minimum opening width | 21-5/8" (550mm) |
| BP356M55B7SAD-W | For 15" minimum opening width | 21-5/8" (550mm) |
| BP356M55B7SAF-W | For 18" minimum opening width | 21-5/8" (550mm) |

#### Set Includes:

1. TANDEMBOX heavy duty runner set with pre-mounted #6 x 3/4" wood screws for installation (qty 8)
2. Pre-assembled silk white TANDEMBOX drawer
3. Includes installation template, and instructions
4. #6 x 5/8" wood screws for attachment to drawer front (qty 10)
5. TANDEMBOX cover caps (qty 2)



### SERVO-DRIVE Waste/Recycle Set

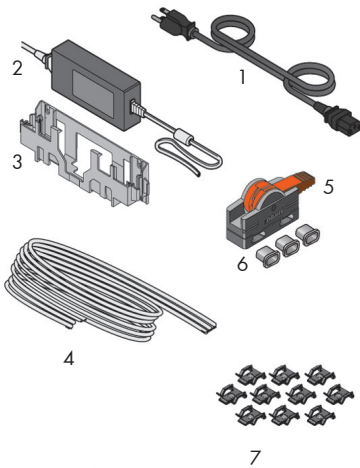
#### Set Includes:

1. Drive unit (pre-attached)
2. Double bottom bracket with #6 x 1" wood screws (qty 2)
3. Cable clips (qty 4)
4. Adapter plate
5. INSERTA cable connector
6. Screw-on distance bumpers (qty 4) with #6 x 5/8" wood screws for installation (qty 8)
7. 110 volt plug-in power supply with six feet of universal cable
8. Cable end protectors (qty 2)
9. Includes installation template, instructions, and user manual

#### Item #

BPZ10NA30UGUS

## BLUM SERVO-DRIVE FOR TANDEMBOX



### Power Supply Set

- Supplies power to the drive units

#### Set Includes:

1. 19 ft universal cable
2. 24 watt power supply
3. Wall mount bracket
4. Three-prong cord
5. INSERTA cable connector
6. Cable end protectors (qty 3)
7. Cable clips (qty 10)
8. Includes installation template, instructions, and user manual

#### Item #

BPZ10NE03UG10



### Bottom Bracket

- 31-1/2" (800mm) universal cable is included

#### Item #

BPZ10D7201

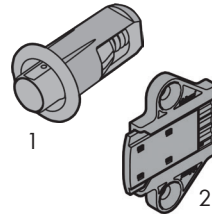


### Drive Unit

- Nylon
- Dust gray finish

#### Item #

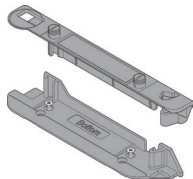
BPZ10A300003



### Distance Bumpers

- Provides 1/8" (3mm) gap

|   | Item #    | Description     |
|---|-----------|-----------------|
| 1 | BP9930531 | 5mm Bumper      |
| 2 | BP9931220 | Screw-on Bumper |




### Top and Bottom Adapter Set

- For use with horizontal stretcher rail

#### Item #

BPZ10D01E001

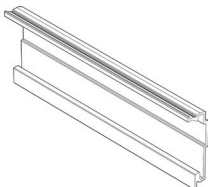


### Back and Bottom Adapter Set

- For use with back stretcher rail

#### Item #

BPZ10D01EA01

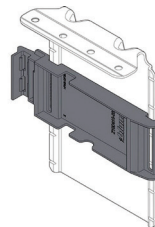


### Horizontal Aluminum Profile

- Profile length 45" (1143mm) cut to size

#### Item #

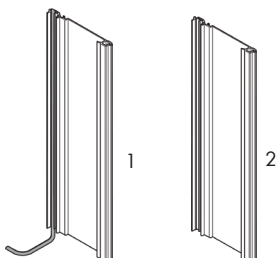
BPZ10T1143B



### Top Bracket with Adapter

#### Item #

BPZ10D6252



### Vertical Aluminum Profile

- Can be cut to size

|   | Item #      | Description   |
|---|-------------|---|
| 1 | BPZ10T720AB | Profile with cable, length 28-3/8" (720mm) - cable length 31-1/2" (800mm) |
| 2 | BPZ10T1170A | Profile without cable, length 46" (1170mm)                                |

## BLUM SERVO-DRIVE FOR TANDEMBOX

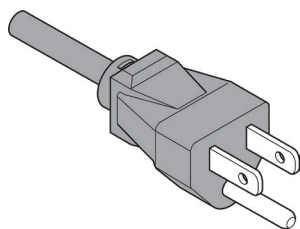


### SERVO-DRIVE Power Supply

- Supplies power to the drive units
- Energy Star Level VI
- UL Certified
- Can power up to 50 drive units
- Connect to switched GFCI outlet
- 6' cable length
- Three-prong power cord required

#### Item #

BPZ10NE030G

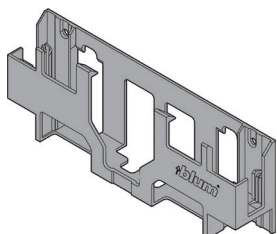


### Power Cord with Three-Prong Plug

- Must be plugged into a switched GFCI outlet

#### Item #

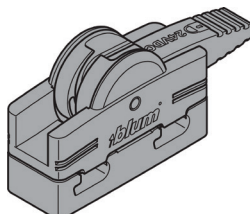
BPZ10M200U



### Wall Mount Bracket for Power Supply

#### Item #

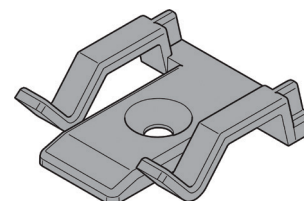
BPZ10NG120



### Inserta Cable Connector

#### Item #

BPZ10V100001

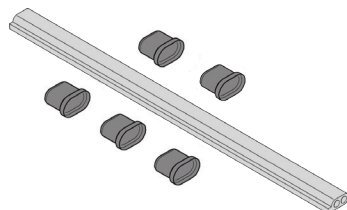


### Cable Clip

- Adhesive back and/or screw-on

#### Item #

BPZ10K0009



### Universal Cable

- 26 ft length with five cable end protectors

#### Item #

BPZ10K800AE



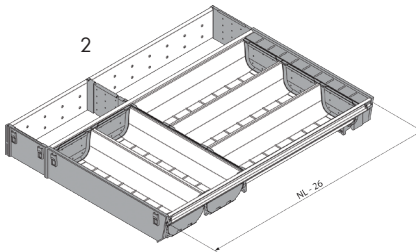
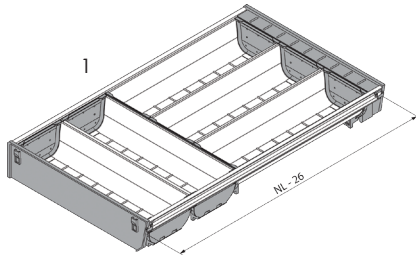
### Synchronization Cables

| Item #     | Description                       |
|------------|-----------------------------------|
| BPZ10K008S | 3" (80mm) synchronization cable   |
| BPZ10K120S | 4' (1200mm) synchronization cable |

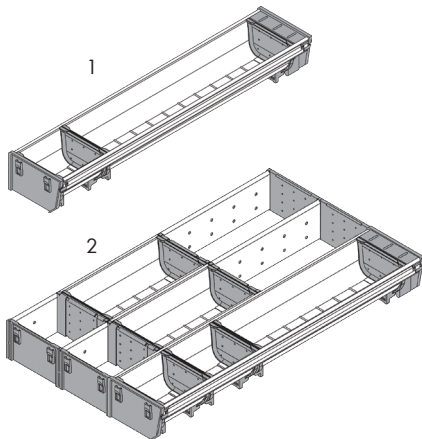
## BLUM TANDEMBOX ORGA-LINE

### TANDEMBOX ORGA-LINE

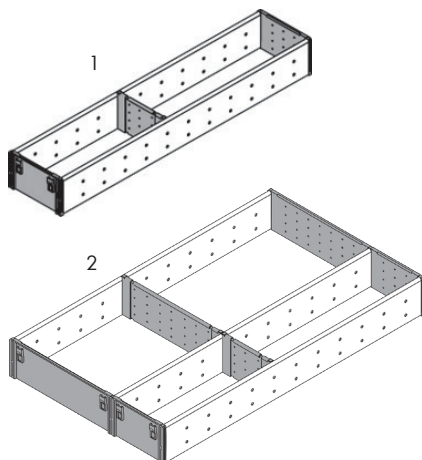
- Adjustable organization solution for TANDEMBOX that can be customized to fit individual needs
- Removable trays are made of high quality nylon and stainless steel
- Dishwasher safe up to 170°F



| Flatware |              |        |                   |               |
|----------|--------------|--------|-------------------|---------------|
|          | Item #       | Length | Width             | Height        |
| 1        | BPZSI500BI3A | 20"    | 11" (280mm)       | 2-1/2" (64mm) |
|          | BPZSI550BI3A | 22"    | 11" (280mm)       | 2-1/2" (64mm) |
| 2        | BPZSI500KI4A | 20"    | 14-13/16" (377mm) | 2-1/2" (64mm) |
|          | BPZSI550KI4A | 22"    | 14-13/16" (377mm) | 2-1/2" (64mm) |



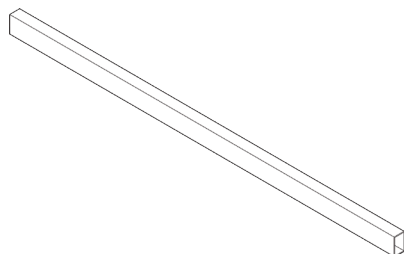
| Cutlery Sets |              |        |                   |               |
|--------------|--------------|--------|-------------------|---------------|
|              | Item #       | Length | Width             | Height        |
| 1            | BPZSI500BI1N | 20"    | 4-1/16" (103mm)   | 2-1/2" (64mm) |
|              | BPZSI550BI1N | 22"    | 4-1/16" (103mm)   | 2-1/2" (64mm) |
| 2            | BPZSI500MI3  | 20"    | 11-11/16" (297mm) | 2-1/2" (64mm) |
|              | BPZSI550MI3  | 22"    | 11-11/16" (297mm) | 2-1/2" (64mm) |



| Utensils |             |        |                  |               |
|----------|-------------|--------|------------------|---------------|
|          | Item #      | Length | Width            | Height        |
| 1        | BPZSI500FI1 | 20"    | 4-1/8" (105mm)   | 2-1/2" (64mm) |
|          | BPZSI550FI1 | 22"    | 4-1/8" (105mm)   | 2-1/2" (64mm) |
| 2        | BPZSI500FI3 | 20"    | 11-7/16" (291mm) | 2-1/2" (64mm) |
|          | BPZSI550FI3 | 22"    | 11-7/16" (291mm) | 2-1/2" (64mm) |

## BLUM TANDEMBOX ORGA-LINE ACCESSORIES

### B or D Height TANDEMBOX with Gallery Rails

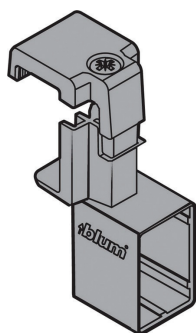


#### Cross Gallery Rail Divider

- Length 44-1/32" (1118mm)
- Opening width minus 2-1/2" (63mm)
- Gray finish

##### Item #

BPZRG1118Q-GRY


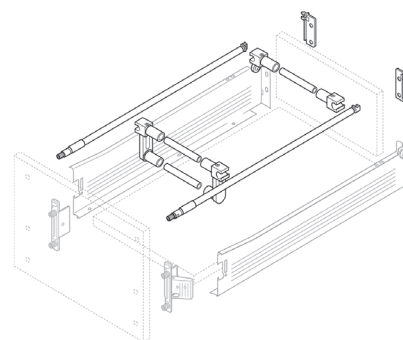


#### Cross Gallery Rail Connector

- Two required
- Gray finish

##### Item #

BPZRU01E0

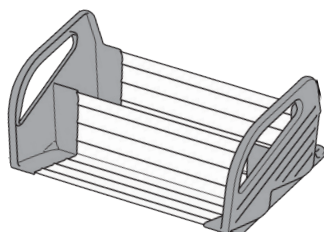


#### ORGA-LINE Knife Holder

- Length 11" (280mm)
- Width 7-1/8" (180mm)
- Holds up to nine knives of different sizes
- High quality nylon and stainless steel
- Dishwasher safe up to 170°F
- Handle support (qty 4)

##### Item #

BPZSZ02M0

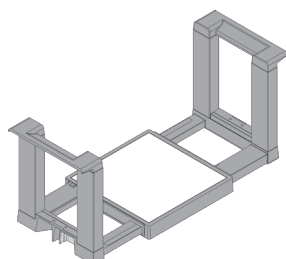


#### ORGA-LINE Spice Tray

- Width 11-1/8" (282mm) - Inside storage width 10-1/4" (260mm)
- Height 4-3/4" (121mm)
- Easy removal from drawer
- High quality nylon and stainless steel
- Set includes two trays and four feet

##### Item #

BPZfZ38G0I



#### ORGA-LINE Plate Holder

- Adjustable width 7-5/16" to 12-11/16" (186mm to 322mm)
- Overall height 6-11/16" (170mm)
- Holds up to 12 plates
- Non-slip bottom
- High quality nylon and stainless steel

##### Item #

BPZC7T0350

## BLUM TANDEMBOX ACCESSORIES



### Front Stabilization Bracket

- Used for stabilizing wide drawers and/or tall drawer fronts
- Reinforces the connection between the drawer bottom and the front
- One required per drawer, center on drawer bottom
- Packaged in full boxes of 250

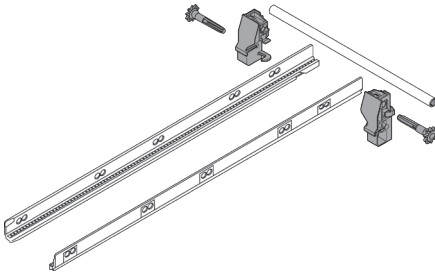
| Item #    |
|-----------|
| BPZ9610E1 |



### Side Spacer

- For spacing TANDEM runners from the cabinet side for clearance in interior roll-out applications
- 1" thick
- Packaged in full boxes of 100

| Item #    |
|-----------|
| BPT593570 |



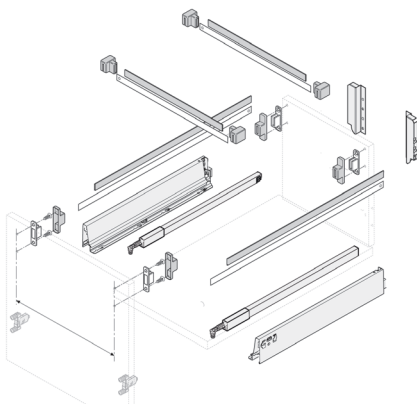
### Lateral Stabilizer Set

- Recommended for cabinets 35" to 47" (900mm to 1200mm) wide

#### Set Includes:

1. Linkage rod, 42-3/8" (1076mm) cut to size
2. Pinion gears (qty 2)
3. Rear brackets, left and right
4. Gear racks, left and right

| Item #     | Length |
|------------|--------|
| BPZST500BA | 20"    |



### Metafile Set

- Set makes one standard hanging file
- Recommended for use in combination with B Height drawer

#### Set Includes:

1. Steel hanging rails (qty 4) - 1/8" x 1/2" x 21-5/8" (3mm x 13mm x 550mm)
2. Rail support brackets (qty 4)
3. Rail support covers (qty 4)
4. Glide profiles (qty 4) - length 21-5/8" (550mm)

| Item #        | Description               |
|---------------|---------------------------|
| BPZRM5500     | Dust Gray Metafile Set    |
| BPZRM5500US   | Zinc Metafile Set         |
| BPZRM5500USWH | White Metafile Set        |
| BPZRM000310   | Cream Rail Support Covers |
| BPZRM000310WH | White Rail Support Covers |




## BLUM TANDEMBOX ACCESSORIES



### POZI Driver and Bit

| Item #       | Description             |
|--------------|-------------------------|
| BPPOZIDRIVER | #2 POZI Driver          |
| BPPOZIBIT    | #2 x 1" POZI bit insert |



### Wood & Euro Screws

|   | Item #      | Description                   | Box Qty |
|---|-------------|-------------------------------|---------|
| 1 | BP6611000HG | 6.1mm x 10mm, #2 POZI         | 1,000   |
|   | BP6611150HG | 6.1mm x 11.5mm, #2 POZI       | 1,000   |
|   | BP6611300HG | 6.1mm x 13mm, #2 POZI         | 1,000   |
|   | BP6611450HG | 6.1mm x 14.5mm, #2 POZI       | 1,000   |
|   | BP6612000HG | 6.1mm x 20mm, #2 POZI         | 1,000   |
|   | BP6612500HG | 6.1mm x 25mm, #2 POZI         | 1,000   |
| 2 | BP606P1000  | #6 x 5/8", #2 POZI            | 1,000   |
| 3 | BP612TH100  | #6 x 1/2", #2 POZI Truss Head | 1,000   |





### Drill Bits

|    | Item #       | Description                                       |
|----|--------------|---|
| 1R | BPM01ZB1002R | 10mm Right Hand Drill Bit for MINIPRESS/MINIDRILL |
| 1L | BPM01ZB1003L | 10mm Left Hand Drill Bit for MINIPRESS/MINIDRILL  |

**Visit us at [wurthbaersupply.com](http://wurthbaersupply.com) for a complete selection of Blum products**


WÜRTH BAER SUPPLY COMPANY <
Toll-free 800-289-2237




[Contact](#) | [Register / Sign In](#) | [Help](#) [Chat](#)

[ALL PRODUCTS](#)
[QUOTES](#)
[PROMOTIONS](#)
[RESOURCE CENTER](#)
[DIGITAL TOOLS](#)
[CAREERS](#)

Brand: Blum®, Inc.



**Blum®, Inc.**  
Blum is an international manufacturer of furniture hardware. It is a family-owned company based in Höchst, a municipality in the Austrian province of Vorarlberg. Production facilities are mainly located in Austria, but the company also has production plants in the United States, in Poland and in Brazil. Blum supplies furniture manufacturers and hardware distributors in more than 120 countries worldwide.

Bits & Holders

Blum AVENTOS Lift Systems

Blum LEGRABOX Drawer Systems

Blum METABOX Drawer Systems

Blum SERVO-DRIVE Components

Blum TANDEMBOX Drawer System

Boring and Drilling

Boring Bits

Bumpers

Connecting Screws

Countersinks and Counter Bore

Drawer Box Accessories

Drawer Box Materials

Drawer Inserts

Drawer Slides Accessories

European Long Arm Hinges

Face Frame Hinges

Glass Door Hinges

Hinge Accessories

Hinge Base Plates

Screwdrivers

Screws

Slides, Epoxy Coated Euro

Slides, Undermount

## BLUM TANDEMBOX ASSEMBLY AIDS



### Cabinet Profile Template

- Used for pre-boring holes for LEGRABOX, TANDEMBOX, and TANDEM drawer runners
- Can also be used to pre-bore AVENTOS locating pins and pre-boring for hinge mounting plates

#### Set Includes:

1. Rail, 1 meter long (qty 1)
2. 2.5mm stop collar (qty 1)
3. 5mm stop collar (qty 1)
4. Replacement template (qty 4)
5. Allen wrench (qty 1)

| Item #     | Description              |
|------------|--------------------------|
| BP65100001 | Cabinet Profile Template |
| BPDB25     | 2.5mm RH Drill Bit       |




### Universal Individual Template

- Used for pre-boring holes for LEGRABOX, TANDEMBOX, and TANDEM drawer runners
- Can also be used to pre-bore for AVENTOS locating pins and pre-boring for hinge mounting plates
- Calibrated scales for accurate setting
- Set includes: Universal individual template, 2.5mm and 5mm stop collars, allen wrench

| Item #     |
|------------|
| BP65105102 |

## BLUM TANDEMBOX ASSEMBLY AIDS



### Universal Boring Template


- Used for boring drawer fronts and located all fixing positions
- Used to pre-bore for drawer fronts, bottoms and backs for LEGRABOX, TANDEMBOX, METABOX drawer systems, and AVENTOS mounting plates

#### Set Includes:

1. Template
2. 5mm marking pin
3. 10mm marking pin
4. 5mm stop collar
5. 10mm stop collar

#### Item #

BPZML004001




### TANDEMBOX Front Marking Templates

- Used for marking front fixing locations
- TANDEMBOX 37XM/L drawer profiles
- Includes marking template (left and right), marking flag for 37XL drawer profile (left and right)

#### Item #

BPZML358001



### TANDEMBOX Gallery Marking Templates

- Can mark for gallery locations
- Includes marking template (left and right)

#### Item #

BPZML3600



### BOXFIX P

Using the BOXFIX P you can assemble TANDEMBOX and LEGRABOX faster than ever. Its easy setup, pneumatic clamps, and comfortable work height all contribute to faster, more efficient assembly.

- For all LEGRABOX and TANDEMBOX heights and lengths
- One adjustable stop for drawer width included (additional stops available)
- For cabinet widths 10-13/16" to 47-1/4" (275mm to 1200mm)
- For back heights up to 13-3/4" (350mm)

#### Item #


BPZMM275001

## BLUM METABOX METAL DRAWER SYSTEMS



### METABOX 320 Series - 3/4 Extension


- Complements the style of panel cabinetry and allows effective use of cabinet interior space
- Fully compatible with the 32mm cabinet construction system, installation is quick and precise
- Three-dimensional front adjustment with easy cam height adjustment
- Simple insertion and removal of drawers
- With BLUMATIC self-closing feature
- Single extension is available with BLUMOTION soft-closing option
- Static load capacity of 100lb and dynamic capacity of 75lb



#### 320N 2-1/8" (54mm) Drawer Height

- 3/4 Extension
- Packed 10 sets per box


| Item #        | Length |
|---------------|--------|
| BP320N2700C   | 11"    |
| BP320N3500C15 | 14"    |
| BP320N4000C15 | 16"    |
| BP320N4500C15 | 18"    |
| BP320N5000C15 | 20"    |
| BP320N5500C15 | 22"    |



#### 320M 3-3/8" Drawer Height

- 3/4 Extension
- Packed 10 sets per box

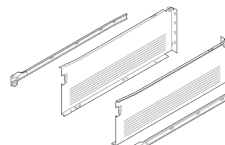
| Item #        | Length |
|---------------|--------|
| BP320M2700C15 | 11"    |
| BP320M3500C15 | 14"    |
| BP320M4000C15 | 16"    |
| BP320M4500C15 | 18"    |
| BP320M5000C15 | 20"    |
| BP320M5500C15 | 22"    |



#### 320K 4-5/8" (118mm) Drawer Height

- 3/4 Extension
- Packed 10 sets per box

| Item #        | Length |
|---------------|--------|
| BP320K3500C15 | 14"    |
| BP320K4000C15 | 16"    |
| BP320K4500C15 | 18"    |
| BP320K5000C15 | 20"    |
| BP320K5500C15 | 22"    |



#### 320H 5-7/8" (150mm) Drawer Height

- 3/4 Extension
- Packed 10 sets per box

| Item #        | Length |
|---------------|--------|
| BP320H3500C15 | 14"    |
| BP320H4000C15 | 16"    |
| BP320H4500C15 | 18"    |
| BP320H5000C15 | 20"    |
| BP320H5500C15 | 22"    |

## BLUM METABOX METAL DRAWER SYSTEMS

### METABOX 320 Series - 3/4 Extension - continued



1




2



3

| Front Fixing Brackets |             |          |          |                                      |
|-----------------------|-------------|----------|----------|--------------------------------------|
|                       | Item #      | Type     |          | Description                          |
| 1                     | BPZSF151004 | Standard | Screw-on | Right Hand - For 320N Metabox Series |
|                       | BPZSF151005 | Standard | Screw-on | Left Hand - For 320N Metabox Series  |
|                       | BPZSF161004 | Standard | Dowel    | Right Hand - For 320N Metabox Series |
|                       | BPZSF161005 | Standard | Dowel    | Left Hand - For 320N Metabox Series  |
| 2                     | BPZSF1700R  | Standard | Screw-on | Right Hand - For 320 M, K & H Series |
|                       | BPZSF1700L  | Standard | Screw-on | Left Hand - For 320 M, K & H Series  |
|                       | BPZSF1800R  | Standard | Dowel    | Right Hand - For 320 M, K & H Series |
|                       | BPZSF1800L  | Standard | Dowel    | Left Hand - For 320 M, K & H Series  |
| 3                     | BPZSF1200R  | Clip     | Screw-on | Right Hand - For 320 M, K & H Series |
|                       | BPZSF1200L  | Clip     | Screw-on | Left Hand - For 320 M, K & H Series  |
|                       | BPZSF1300R  | Clip     | Dowel    | Right Hand - For 320 M, K & H Series |
|                       | BPZSF1300   | Clip     | Dowel    | Left Hand - For 320 M, K & H Series  |
|                       | BPZSF130ER  | Clip     | Expando  | Right Hand - For 320 M, K & H Series |
|                       | BPZSF130EL  | Clip     | Expando  | Left Hand - For 320 M, K & H Series  |



#### Standard Cover Caps

- Nylon white
  - Packed in full boxes of 1,000
- Available any quantity.

#### Item #

BPZAA3500

## BLUM METABOX METAL DRAWER SYSTEM ACCESSORIES



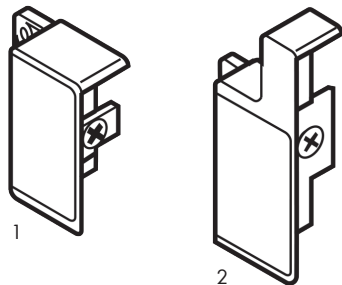
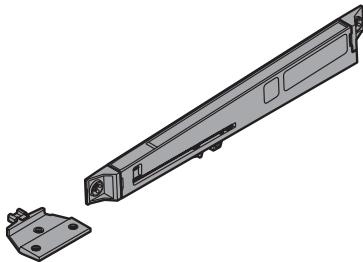
### BLUMOTION for METABOX

- Soft-close mechanism for METABOX 320 series
- Designed for single extension C15 only
- Minimal opening force required
- One BLUMOTION required for cabinets up to 35" wide
- BLUMATIC self-closing and BLUMOTION in one mechanism

#### Set Includes:

1. Gray mechanism
2. White latch

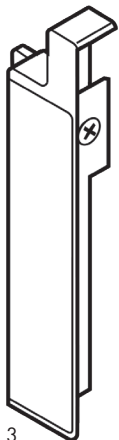
| Item #    | Sold In |
|-----------|---------|
| BPZ700320 | 100     |



### Screw-on Interior Front Fixing Brackets

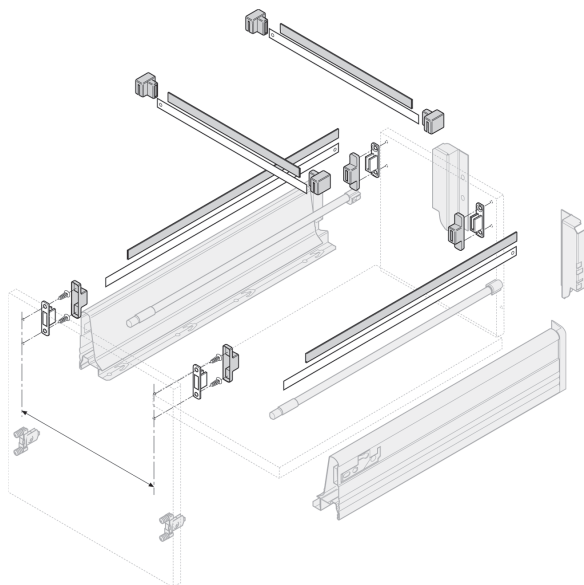
- For interior drawer applications
- White nylon

|   | Item #       | Description                        |
|---|--------------|------------------------------------|
| 1 | BPZIF301002R | Right Hand Bracket for 320N Series |
|   | BPZIF301003L | Left Hand Bracket for 320N Series  |
| 2 | BPZIF300002R | Right Hand Bracket for 320M Series |
|   | BPZIF300003L | Left Hand Bracket for 320M Series  |
| 3 | BPZIF3050R   | Right Hand Bracket for 320H Series |
|   | BPZIF3050L   | Left Hand Bracket for 320H Series  |





## BLUM METABOX METAL DRAWER SYSTEM ACCESSORIES



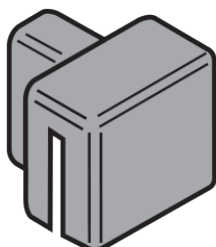
### METAFILE Set

- Includes components to make one standard hanging file system

#### Set Includes:

1. 3mm x 13mm x 550mm steel hanging rails (qty 2)
2. Rail support brackets (qty 4)
3. Rail support covers (qty 4)
4. 550mm length glide profiles (qty 2)
5. #6 x 3/4" flathead wood screws, nickel (qty 8)

| Item #        | Finish |
|---------------|--------|
| BPZRM5500US   | Zinc   |
| BPZRM5500USWH | White  |




### Lateral File Accessories

#### Lateral Bracket

- Four required per drawer
- Cream finish


| Item #      |
|-------------|
| BPZRM000410 |



#### Hanging Rail

- Steel hanging rail, zinc
- 3mm x 13mm x 1100mm cut to length

| Item #     |
|------------|
| BPZRM1100S |

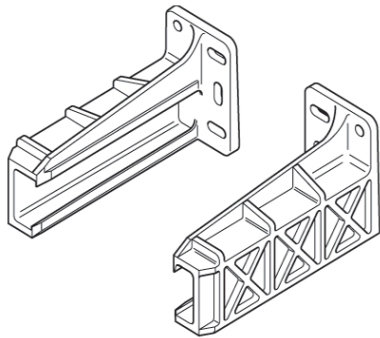


#### Glide Profile

- 1100mm long, cut to length
- White finish

| Item #       |
|--------------|
| BPZRM1100GWH |

## BLUM METABOX METAL DRAWER SYSTEM ACCESSORIES

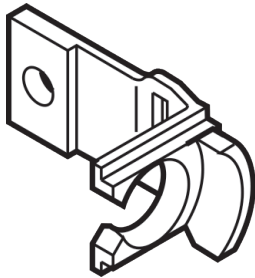


### Rear Mount Sockets

- For use with METABOX 320N, 320M, 320K, 320H, and STANDARD 230M runners in frame cabinets
- Synthetic, cream color
- Attach with Blum #6 x 1/2" 612TH trusshead screws
- Cannot be used in conjunction with POSI-STOPS
- Includes left and right sockets
- Packed 100 pair per box

#### Item #

BP602320



### POSI-STOP Assembly

- Add-on device to keep drawer front from contacting the cabinet face
- Available in thicknesses of 1/16" (1.5mm) or 1/8" (3mm)
- Synthetic, natural finish
- Non-handed
- Use two per drawer
- Snap in place and secure with wood screw
- Will not work with rear mount sockets
- Packed in full boxes of 1,000

#### Item #

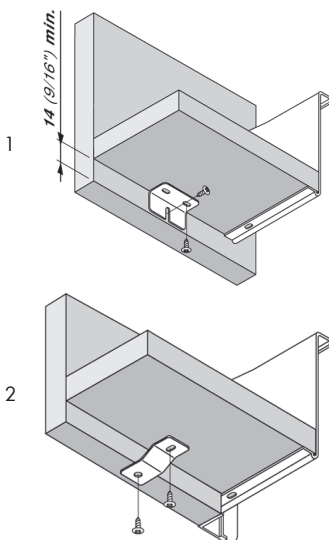
BP298321001

#### Gap

1/16" (1.5mm)

BP298323001

1/8" (3mm)



### Drawer Front Support Brackets

- Add-on brackets for wide drawers to keep the front tight to the drawer bottom
- Stainless steel finish
- Attach with 612TH #6 x 1/2" trusshead screws
- Packed in full boxes of 500

#### Item #

1

BPZSB009001

#### Description

For standard drawers

2

BPZSB004501

For interior roll-out trays

## BLUM METABOX METAL DRAWER SYSTEM ACCESSORIES



### Wood & Euro Screws

|   | Item #      | Description                   | Box Qty |
|---|-------------|-------------------------------|---------|
| 1 | BP6611000HG | 6.1mm x 10mm, #2 POZI         | 1,000   |
|   | BP6611150HG | 6.1mm x 11.5mm, #2 POZI       | 1,000   |
|   | BP6611300HG | 6.1mm x 13mm, #2 POZI         | 1,000   |
|   | BP6611450HG | 6.1mm x 14.5mm, #2 POZI       | 1,000   |
|   | BP6612000HG | 6.1mm x 20mm, #2 POZI         | 1,000   |
|   | BP6612500HG | 6.1mm x 25mm, #2 POZI         | 1,000   |
| 2 | BP606P1000  | #6 x 5/8", #2 POZI            | 1,000   |
| 3 | BP612TH100  | #6 x 1/2", #2 POZI Truss Head | 1,000   |



### POZI Driver and Bit

| Item #       | Description             |
|--------------|-------------------------|
| BPPOZIDRIVER | #2 POZI Driver          |
| BPPOZIBIT    | #2 x 1" POZI bit insert |




### Replacement Dowel and Screw

- Replacement dowel and screw for METABOX front fixing brackets

| Item #     | Description                    |
|------------|--------------------------------|
| BP80353201 | 10.4mm x 11.4mm nylon dowel    |
| BP6081200  | 3.5 x 12mm for mounting dowels |

**Visit us at [wurthbaersupply.com](http://wurthbaersupply.com) for a complete selection of Blum products**


WÜRTH BAER SUPPLY COMPANY
Toll-free 800-289-2237





[Contact](#)
[Register / Sign In](#)
[Help](#)
[Chat](#)


[ALL PRODUCTS](#)
[QUOTES](#)
[PROMOTIONS](#)
[RESOURCE CENTER](#)
[DIGITAL TOOLS](#)
[CAREERS](#)


Brand: Blum®, Inc.





**Blum®, Inc.**  
Blum is an international manufacturer of furniture hardware. It is a family-owned company based in Höchst, a municipality in the Austrian province of Vorarlberg. Production facilities are mainly located in Austria, but the company also has production plants in the United States, in Poland and in Brazil. Blum supplies furniture manufacturers and hardware distributors in more than 120 countries worldwide.



Bibs & Holders



Blum AVANTOS Lift Systems



Blum LEGRABOX Drawer Systems



Blum METABOX Drawer Systems



Blum SERVO-DRIVE Components



Blum TANDEMBOX Drawer System



Boring and Drilling



Boring Bits



Bumpers



Connecting Screws



Countertops and Counter Bases



Drawer Box Accessories



Drawer Box Materials



Drawer Inserts



Drawer Slides Accessories



European Long Arm Hinges



Face Frame Hinges



Glass Door Hinges



Hinge Accessories


Hinge Base Plates



Screwdrivers


Screws


Slides, Epoxy Coated Euro


Slides, Undermount

## BLUM METABOX METAL DRAWER SYSTEM ASSEMBLY AIDS



### Universal Boring Template Set

- Used for boring drawer fronts and locating all fixing positions
- Used to pre-bore for drawer fronts, bottoms and backs for LEGRABOX, TANDEMBOX, METABOX drawer systems, and AVENTOS mounting plates

#### Set includes:

1. Template
2. 5mm marking pin
3. 10mm marking pin
4. 5mm stop collar
5. 10mm stop collar

#### Item #

BPZML004001

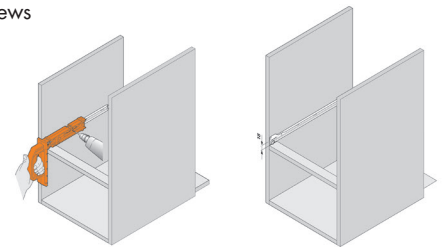


### MINIFIX

- For precise positioning of cabinet profile fixing screws
- For METABOX series 320N, 320M, 320K, 320H and 230M STANDARD runners

#### Item #

BP653300



### Cabinet Profile Template Set

- Used for pre-boring holes for TANDEM drawer runners
- Also used for marking/pre-boring other Blum drawer systems, AVENTOS locating pins and hinge mounting plates

#### \* Set includes:

1. Rail, 1 meter long
2. Replacement template (qty 4)
3. 2.5mm stop collar
4. 5mm stop collar
5. Allen wrench

| Item #     | Description               |
|------------|---------------------------|
| BP65100001 | Cabinet Profile Template* |
| BPDB25     | 2.5mm RH Drill Bit        |
| BPDB6      | 6mm RH Drill Bit          |



## BLUM® AVENTOS LIFT SYSTEMS



### AVENTOS HF - Bi-Fold Door

- Well suited for large cabinets
- For both panel and face frame applications
- Cabinet height from 479mm (18-7/8") to 1067mm (42")
- Cabinet width from 381mm (15") to 1828mm (72")
- Interior depth minimum 278mm (10-15/16")
- Includes a finger safety feature
- Three-dimensional adjustment feature enables doors to be precisely aligned
- Closes silently and effortlessly with BLUMOTION
- Power Factor = Cabinet Height x Door Weight



A

B

C

D

E

#### Lift Mechanism Sets

Includes (2) lift mechanisms and (8) #7 x 35mm (1-3/8") wood screws

| Item # | Power Factor Range                                       |
|--------|--|
| A      | BP20F2200N5 85 - 230 (one lift mechanism required)       |
|        | BP20F2200N5 231 - 470 (two lift mechanisms required)     |
|        | BP20F2500N5 471 - 880 (two lift mechanisms required)     |
|        | BP20F2800N5 881 - 1440 (two lift mechanisms required)    |
|        | BP20F2800N5 1441 - 2300 (three lift mechanisms required) |

#### Cover Sets

Includes right and left cover plate, and (2) non-handed cover caps

| Item # | Finish                      |
|--------|-----------------------------|
| B      | BP20F8020NARL-LG Light Gray |
|        | BP20F8020NARL-WH Silk White |
|        | BP20F8020NARL-DG Dark Gray  |

#### Telescopic Arm Sets

Includes (2) telescopic arms

| Item # | Cabinet Height Range                      |
|--------|---|
| C      | BP20F320001 479mm (18-7/8") - 558mm (22") |
|        | BP20F350001 558mm (22") - 686mm (27")     |
|        | BP20F380001 686mm (27") - 889mm (35")     |
|        | BP20F390001 889mm (35") - 1067mm (42")    |

#### Wood or Wide Aluminum Door Hardware Set

Includes (2) CLIP top 120° free swing hinges, (2) COMPACT 33° free swing hinges, (2) CLIP top bottom door hinges, (2) COMPACT mounting plates, (4) face frame adapters, and (2) telescopic arm mounting plates

| Item # | Description                                     |
|--------|---|
| D      | BP78Z5530TA8 Wood or Wide Aluminum Hardware Set |

#### Mounting Plate with Bracket Set

| Item # | Description   |
|--------|---|
| E      | BP175H3F00 Right and Left Mounting Plate with Bracket |

## BLUM® AVENTOS LIFT SYSTEMS



### AVENTOS HS - Up & Over Door

- 9 different lift mechanisms and one lever arm
- Can be used with cornice and crown mouldings
- Lift mechanisms and front fixing brackets can be used symmetrically
- For wood and aluminum face fronts
- Tool-free cross stabilizer for even greater ease of assembly

#### Lift Mechanism Set

Includes (2) lift mechanisms and (10) #7 x 35mm (1-3/8") wood screws

| Item #      | Door Weight Range | Cabinet Height |
|-------------|-------------------|----------------|
| BP20S2A00N5 | 4-10 lb           | 14" - 20"      |
| BP20S2B00N5 | 8-20 lb           | 14" - 20"      |
| BP20S2C00N5 | 16-33 lb          | 14" - 20"      |
| BP20S2D00N5 | 6-14 lb           | 21" - 26"      |
| BP20S2E00N5 | 11-27 lb          | 21" - 26"      |
| BP20S2F00N5 | 23-41 lb          | 21" - 26"      |
| BP20S2G00N5 | 7-17 lb           | 27" - 31"      |
| BP20S2H00N5 | 14-29 lb          | 27" - 31"      |
| BP20S2I00N5 | 26-47 lb          | 27" - 31"      |

#### Cover Sets - Includes right and left cover plate and (2) non-handed cover caps

| Item #           | Finish     |
|------------------|------------|
| BP20S8020NARL-LG | Light Gray |
| BP20S8020NARL-WH | Silk White |
| BP20S8020NARL-DG | Dark Gray  |

#### Arm Assembly Set - Includes right and left arm assembly and (2) stabilizer rod cover caps

| Item #      | Description          |
|-------------|----------------------|
| BP20S350006 | AVENTOS HS Cover Set |

#### Round Stabilizer Rod

| Item #      | Description                   |
|-------------|-------------------------------|
| BP20Q1061UN | 1061mm (41-3/4") aluminum rod |

#### Wood or Wide Aluminum Door Hardware Set

| Item #    | Description                          |
|-----------|--------------------------------------|
| BP20S4200 | Arm Assembly Mounting Plates (qty 2) |


#### Mounting Plate with Bracket Set

| Item #    | Description                         |
|-----------|-------------------------------------|
| BP20S4F01 | Mounting Plate with Bracket (qty 2) |

#### Narrow Aluminum Door Hardware Set

Includes (8) aluminum screws for lever arm mounting plate

| Item #     | Description                                |
|------------|--|
| BP20S4200A | Narrow aluminum arm assembly plate (qty 2) |





## BLUM® AVENTOS LIFT SYSTEMS



### AVENTOS HL - Lift Up Door

- Suited for wall cabinets and/or as an appliance garage application
- For both panel and face frame application
- Cabinet height from 300mm (11-13/16") to 580mm (22-13/16")
- Cabinet width from 381mm (15") to 1828mm (72")
- Interior cabinet depth minimum of 278mm (10-15/16")
- Closes silently and effortlessly with BLUMOTION
- Simple, virtually tool-free assembly and easy adjustment

#### Lift Mechanism Sets

Includes (2) lift mechanisms and (10) #7 x 35mm (1-3/8") wood screws

| Item # | Door Wt. Range | Cabinet Height        |
|--------|----------------|-----------------------|
| A      | BP20L2100N5    | 2-8 lb                |
|        | BP20L2300N5    | 2-13 lb               |
|        | BP20L2500N5    | 3-25 lb               |
|        | BP20L2700N5    | 10-44 lb              |
|        | BP20L2900N5    | 19-44 lb              |
|        |                | 11-13/16" - 15-11/16" |
|        |                | 11-13/16" - 22-13/16" |
|        |                | 11-13/16" - 22-13/16" |
|        |                | 11-13/16" - 22-13/16" |
|        |                | 13-13/16" - 22-13/16" |

#### Cover Sets - Includes right and left cover plate and (2) non-handed cover caps

| Item # | Finish           |
|--------|------------------|
| B      | BP20L8020NARL-LG |
|        | BP20L8020NARL-WH |
|        | BP20L8020NARL-DG |
|        | Light Gray       |
|        | Silk White       |
|        | Dark Gray        |

#### Arm Assembly Sets

Includes right and left arm assembly and (2) stabilizer rod cover caps

| Item # | Cabinet Height Range  |
|--------|-----------------------|
| C      | BP20L320006           |
|        | BP20L350006           |
|        | BP20L380006           |
|        | BP20L390006           |
|        | 11-13/16" - 13-3/4"   |
|        | 13-13/16" - 15-13/16" |
|        | 15-3/4" - 21-5/8"     |
|        | 17-11/16" - 22-13/16" |

#### Oval Stabilizer Rod

| Item # | Description                   |
|--------|-------------------------------|
| D      | BP20Q1061UA                   |
|        | 1061mm (41-3/4") Aluminum Rod |

#### Wood or Wide Aluminum Door Hardware Set

| Item # | Description                          |
|--------|--------------------------------------|
| E      | BP20S4200                            |
|        | Arm Assembly Mounting Plates (qty 2) |

#### Mounting Plate with Bracket Set

| Item # | Description                         |
|--------|-------------------------------------|
| F      | BP20S4F01                           |
|        | Mounting Plate with Bracket (qty 2) |

#### Narrow Aluminum Door Hardware Set

Includes (8) aluminum screws for lever arm mounting plate

| Item # | Description                                |
|--------|--|
| G      | BP20S4200A                                 |
|        | Narrow aluminum arm assembly plate (qty 2) |




## BLUM® AVENTOS LIFT SYSTEMS




### AVENTOS HK top - Stay Lift Door

- Self-positioning mechanism with locating template eliminates complicated installation
- Integrated opening angle adjustment between 75° and 107°
- Cabinet height from 250mm (10") to 610mm (24")
- Cabinet width range 381mm (15") to 1828mm (72")
- Interior cabinet depth minimum of 187mm (7-3/8")




**Lift Mechanism Sets** - Includes (2) lift mechanisms and (8) #7 x 1-3/8" wood screws

| Item #    | Power Factor Range | Opening Angle |
|-----------|--------------------|---------------|
| BP22K2300 | 36 - 139           | 107°          |
| BP22K2500 | 80 - 240           | 107°          |
| BP22K2700 | 150 - 450          | 107°          |
| BP22K2900 | 270 - 781          | 107°          |




**Cover Sets** - Includes right/left cover plates and (2) non-handed cover caps

| Item #           | Finish     |
|------------------|------------|
| BP22K8000NARL-LG | Light Gray |
| BP22K8000NARL-WH | Silk White |
| BP22K8000NARL-DG | Dark Gray  |



**Wood or Wide Aluminum Door Hardware Set** - Includes (2) arm assembly mounting plates

| Item #    | Description                             |
|-----------|---|
| BP20S4200 | Wood or Wide Aluminum Door Hardware Set |



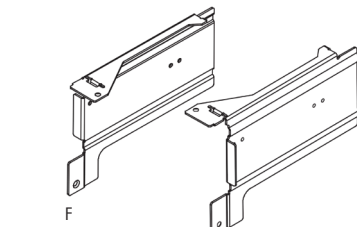
**Narrow Aluminum Door Hardware Set** - Includes (2) arm assembly mounting plates and (8) screws

| Item #     | Description                       |
|------------|-----------------------------------|
| BP20S4200A | Narrow Aluminum Door Hardware Set |



**Mounting Plate with Bracket Set** - Includes (2) mounting plates with brackets

| Item #    | Description                              |
|-----------|--|
| BP20S4F01 | For use with large overlay 5-piece doors |




**Face Frame Mounting Bracket Set** - Includes right/left brackets and M4 x 30 lift mounting screws

| Item #    | Description                       |
|-----------|-----------------------------------|
| BP22K6001 | HK top frame mounting bracket set |


## BLUM AVENTOS LIFT SYSTEMS

### AVENTOS HK top TIP-ON


TIP-ON sets for Doors can be found on page 116




| Lift Mechanism Sets - Includes (2) lift mechanisms and (8) #7 x 1-3/8" wood screws |                    |               |
|--|--------------------|---------------|
| Item #   | Power Factor Range | Opening Angle |
| A  | BP22K2300T         | 36 - 139      |
|  | BP22K2500T         | 80 - 240      |
|  | BP22K2700T         | 150 - 450     |
|  | BP22K2900T         | 270 - 781     |



| Cover Sets - Includes right/left cover plates and (2) non-handed cover caps |                  |
|---|------------------|
| Item #  | Finish           |
| B   | BP22K8000NARL-LG |
|   | BP22K8000NARL-WH |
|   | BP22K8000NARL-DG |
|   | Light Gray       |
|   | Silk White       |
|   | Dark Gray        |




| Wood or Wide Aluminum Door Hardware Set - Includes (2) arm assembly mounting plates |   |
|---|---|
| Item #  | Description                             |
| C   | BP20S4200                               |
|   | Wood or Wide Aluminum Door Hardware Set |




| Narrow Aluminum Door Hardware Set - Includes (2) arm assembly mounting plates and (8) screws |   |
|--|---|
| Item #   | Description                             |
| D  | BP20S4200A                              |
|  | Wood or Wide Aluminum Door Hardware Set |

## BLUM® AVENTOS LIFT SYSTEMS




### AVENTOS HK-S - Stay Lift Door

- Suited for small wall cabinets and/or above a pantry or refrigerator
- For both panel and face frame applications
- Cabinet height from 186mm (7-3/8") to 610mm (24")
- Cabinet width from 381mm (15") to 1828mm (72")
- Interior cabinet depth minimum of 165mm (6-1/2")
- Closes silently and effortlessly with BLUMOTION
- Simple, virtually tool-free assembly and easy adjustment
- Power Factor = Cabinet Height x Door Weight



**Lift Mechanism Sets** - Includes (2) lift mechanisms, left and right cover plates, (2) non-handed cover caps, and (6) #7 x 35 (1-3/8") wood screws

| Item # | Finish         | Power Factor Range |
|--------|----------------|--------------------|
| A      | BP20K2B00N1    | Light Gray         |
|        | BP20K2B00N6-WH | Silk White         |
|        | BP20K2B00N6-DG | Dark Gray          |
|        | BP20K2C00N6    | Light Gray         |
|        | BP20K2C00N6-WH | Silk White         |
|        | BP20K2C00N6-DG | Dark Gray          |
|        | BP20K2E00N6    | Light Gray         |
|        | BP20K2E00N6-WH | Silk White         |
|        | BP20K2E00N6-DG | Dark Gray          |




### Wood or Wide Aluminum Door Hardware Set

| Item # | Description                          |
|--------|--------------------------------------|
| B      | BP175H3100                           |
|        | Arm Assembly Mounting Plates (qty 2) |

### Mounting Plate with Bracket Set

| Item # | Description                                |
|--------|--|
| C      | BP175H3F00                                 |
|        | Right and Left Mounting Plate with Bracket |



### Narrow Aluminum Door Hardware Set

Includes (8) aluminum screws for lever arm mounting plate

| Item # | Description                                |
|--------|--|
| D      | BP20K4A00A02                               |
|        | Narrow aluminum arm assembly plate (qty 2) |

## BLUM AVENTOS LIFT SYSTEMS



### AVENTOS HK-S TIP-ON


TIP-ON Sets for Doors can be found on page 116

#### Lift Mechanism Sets

Set Includes:

- Lift mechanism (qty 2)
- #7 x 1-3/8" (35mm) wood screws (qty 10)
- Power Factor = Cabinet Height x Door Weight

| Item #          | Finish     | Power Factor Range |
|-----------------|------------|--------------------|
| BP20K2B00TN6    | Light Gray | 19 - 39            |
| BP20K2B00TN6-WH | Silk White | 19 - 39            |
| BP20K2B00TN6-DG | Dark Gray  | 19 - 39            |
| BP20K2C00TN6    | Light Gray | 40 - 85            |
| BP20K2C00TN6-WH | Silk White | 40 - 85            |
| BP20K2C00TN6-DG | Dark Gray  | 40 - 85            |
| BP20K2E00TN6    | Light Gray | 86 - 177           |
| BP20K2E00TN6-WH | Silk White | 86 - 177           |
| BP20K2E00TN6-DG | Dark Gray  | 86 - 177           |



#### Wood or Wide Aluminum Door Hardware Set

Set Includes:

- Arm assembly mounting plate (qty 2)

| Item #     |
|------------|
| BP175H3100 |

#### Narrow Aluminum Door Hardware Set

Set Includes:

- Arm assembly mounting plates (qty 2)
- Aluminum screws for narrow aluminum lever arm mounting plates (qty 4)




| Item #       |
|--------------|
| BP20K4A00A02 |

## BLUM® AVENTOS LIFT SYSTEMS



### AVENTOS HK-XS - Stay Lift Door

- Suited for small wall cabinets and/or above a pantry or refrigerator
- For both panel and face frame applications
- Cabinet height from 238mm (9-3/8") to 610mm (24")
- Cabinet width up to 1828mm (72")
- Interior cabinet depth minimum of 127mm (5")
- Closes silently and effortlessly with BLUMOTION
- Simple, virtually tool-free assembly and easy adjustment
- Power Factor = Cabinet Height x Door Weight



#### Lift Mechanisms

|   | Item #    | Power Factor Range (1 Lift) | Power Factor Range (2 Lifts) |
|---|-----------|-----------------------------|------------------------------|
| A | BP20K1101 | 17 - 60                     | 34 - 120                     |
|   | BP20K1301 | 61 - 112                    | 121 - 224                    |
|   | BP20K1501 | 113 - 156                   | 225 - 312                    |

#### Cabinet Mounting Plates

|   | Item #    | Description                      |
|---|-----------|----------------------------------|
| B | BP20K5101 | Screw-on (Panel Application)     |
|   | BP20K51E1 | EXPANDO (Panel Application)      |
| C | BP20K5501 | Screw-on (Faceframe Application) |

#### Door Mounting Plates

|   | Item #     | Description                               |
|---|------------|---|
| D | BP20K4101  | Screw-on                                  |
| E | BP20K4101A | Screw-on (Narrow aluminum frame doors)    |
| F | BP20K4501  | Screw-on (Large overlay five-piece doors) |



## BLUM AVENTOS LIFT SYSTEMS




### AVENTOS HK-XS TIP-ON

- TIP-ON Sets for Doors can be found on page 116
- Power Factor = Cabinet Height x Door Weight


| Lift Mechanisms |                             |                              |
|-----------------|-----------------------------|------------------------------|
| Item #          | Power Factor Range (1 lift) | Power Factor Range (2 lifts) |
| BP20K1101T      | 17 - 60                     | 34 - 120                     |
| BP20K1301T      | 41 - 112                    | 121 - 224                    |
| BP20K1501T      | 113 - 156                   | 225 - 312                    |



| Cabinet Mounting Plates |             |
|-------------------------|-------------|
| Item #                  | Description |
| BP20K5101               | Screw-On    |
| BP20K51E1               | EXPANDO     |



| Wood and Wide Aluminum Door Hardware |             |   |
|--------------------------------------|-------------|---|
|                                      | Item #      | Description                             |
| 1                                    | BP20K4101   | Door Mounting Plate                     |
| 2                                    | BP70T3580TL | CLIP top 110° Free Swing Dowelled Hinge |
| 3                                    | BP177H3100E | EXPANDO Mounting Plate                  |



| Narrow Aluminum Door Hardware |             |   |
|-------------------------------|-------------|---|
|                               | Item #      | Description                             |
| 1                             | BP20K4101A  | Door Mounting Plate                     |
| 2                             | BP72T550ATL | CLIP top 110° Free Swing Dowelled Hinge |
| 3                             | BP177H3100E | EXPANDO Mounting Plate                  |

## BLUM AVENTOS ACCESSORIES



### TIP-ON Set for Standard Door

- Nylon unit with magnetic tip
- Adjustment range +4mm to -1 mm
- For use with Blum Euro free swing hinges
- For door heights up to 400mm (15-3/4")
- Works for both overlay and inset applications
- Can be bored into the panel or used with an adapter plate
- Set includes: TIP-ON unit, self-adhesive catch plate, screw-on catch plate, and wood screw

| Item #       | Finish |
|--------------|--------|
| BP9561004    | Gray   |
| BP9561004-BL | Black  |
| BP9561004-WH | White  |



### TIP-ON Set for Large Door

- Nylon unit with magnetic tip
- Adjustment range +4mm to -1 mm
- For use with Blum Euro free swing hinges
- For door heights greater than 400mm (15-3/4")
- Works for both overlay and inset applications
- Can be bored into the panel or used with an adapter plate
- Set includes: TIP-ON unit, self-adhesive catch plate, screw-on catch plate, and wood screw

| Item #        | Finish |
|---------------|--------|
| BP956A1004    | Gray   |
| BP956A1004-BL | Black  |
| BP956A1004-WH | White  |

## BLUM AVENTOS ACCESSORIES



### AVENTOS HF Angle Restriction Clips

- Restricts opening angle of the door
- Prevents the door from hitting an object above or keeps the handle within reach on high cabinets
- One required per lift mechanism
- Must be installed prior to the reference run in SERVO-DRIVE applications

| Item #    | Description           |
|-----------|-----------------------|
| BP20F7051 | 104° Restriction Clip |
| BP20K7011 | 83° Restriction Clip  |



### AVENTOS HK-S Angle Restriction Clips

- Restricts opening angle of the door
- Prevents the door from hitting an object above or keeps the handle within reach on high cabinets
- One required per lift mechanism

| Item #    | Description           |
|-----------|-----------------------|
| BP20K7A41 | 100° Restriction Clip |
| BP20K7A11 | 75° Restriction Clip  |

**Visit us at [wurthbaersupply.com](http://wurthbaersupply.com) for a complete selection of Blum products**

WÜRTH BAER SUPPLY COMPANY

Toll-free 800-289-2237

[Contact](#) | [Register / Sign In](#) | [HELP](#) [CHAT](#)

[ALL PRODUCTS](#) [QUOTES](#) [PROMOTIONS](#) [RESOURCE CENTER](#) [DIGITAL TOOLS](#) [CAREERS](#)

Brand: Blum®, Inc.

**Blum®, Inc.**  
Blum is an international manufacturer of furniture hardware. It is a family-owned company based in Höchst, a municipality in the Austrian province of Vorarlberg. Production facilities are mainly located in Austria, but the company also has production plants in the United States, in Poland and in Brazil. Blum supplies furniture manufacturers and hardware distributors in more than 120 countries worldwide.

Sits & Holders

Blum AVENTOS Lift Systems

Blum LEGARBOX Drawer Systems

Blum METABOX Drawer Systems

Blum SERVO-DRIVE Components

Blum TANDEMBOX Drawer System

Boring and Drilling

Boring Bits

Bumpers

Connecting Screws

Countertops and Counter Bases

Drawer Box Accessories

Drawer Box Materials

Drawer Inserts

Drawer Slides Accessories

European Long Arm Hinges

Face Frame Hinges

Glass Door Hinges

Hinge Accessories

Hinge Base Plates

Screwdrivers

Screws

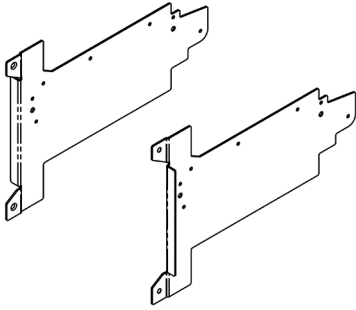
Slides, Epoxy Coated Euro

Slides, Undermount

## BLUM AVENTOS ACCESSORIES

### AVENTOS Face Frame Mounting Brackets

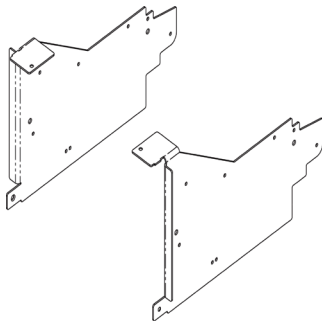
- Provides a fast and easy way to install AVENTOS in face frame cabinets without the need to block out
- Provides an accurate mounting location in the cabinet for the lift mechanism to simply mount to the bracket with the supplied mounting screws



#### AVENTOS HF Face Frame Mounting Bracket Set

- Brackets for mounting AVENTOS HF in face frame cabinets
- Minimum recess of 1/2" (12.5mm)
- Set Includes:
  - Right and left brackets
  - M4 x 30mm lift mounting screws (qty 12)

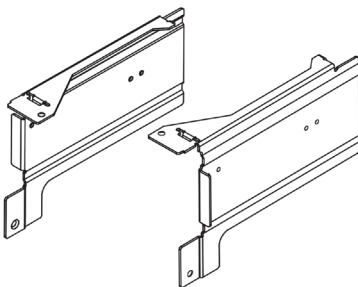
| Item #    |
|-----------|
| BP20F6001 |



#### AVENTOS HL Face Frame Mounting Bracket Set

- Brackets for mounting AVENTOS HL in face frame cabinets
- Minimum recess of 9/19" (15.5mm)
- Set Includes:
  - Right and left brackets
  - M4 x 30mm lift mounting screws (qty 12)

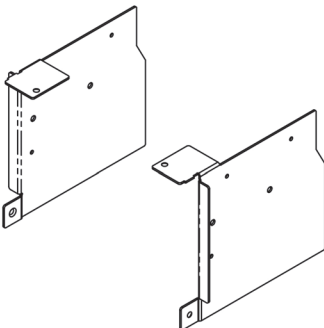
| Item #    |
|-----------|
| BP20L6001 |



#### AVENTOS HK top Face Frame Mounting Bracket Set

- Brackets for mounting AVENTOS HK top in face frame cabinets
- Minimum recess of 1/2" (12.5mm)
- Set Includes:
  - Right and left brackets
  - M4 x 30mm lift mounting screws (qty 12)

| Item #    |
|-----------|
| BP22K6001 |



#### AVENTOS HK-S Face Frame Mounting Bracket Set

- Brackets for mounting AVENTOS HK-S in face frame cabinets
- Minimum recess of 1/2" (12.5mm)
- Set Includes:
  - Right and left brackets
  - M4 x 30mm lift mounting screws (qty 12)

| Item #    |
|-----------|
| BP20K6A01 |

## BLUM AVENTOS ACCESSORIES



1



2

### AVENTOS Stabilizer Rod Connector Sets

- Set Includes:
  - Connector rod
  - Oval cover cap (qty 2)
  - Top mounting hook
- Cut rods to inside cabinet width divided by 2 minus 5-13/16" (147mm) for SERVO-DRIVE minus 6-1/2" (165mm)

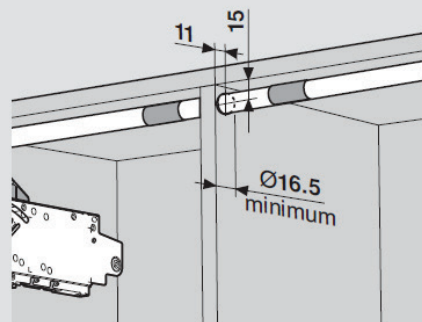
NOTE: Cabinets wider than 46.5" require rod connector set.

|   | Item #     | Description                  |
|---|------------|------------------------------|
| 1 | BP20Q153ZA | AVENTOS HL Rod Connector Set |
| 2 | BP20Q153ZN | AVENTOS HS Rod Connector Set |

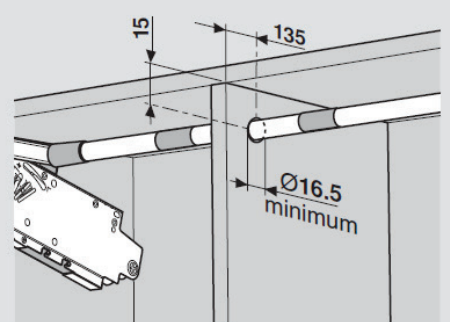
#### Mounting through a center panel



#### AVENTOS HL



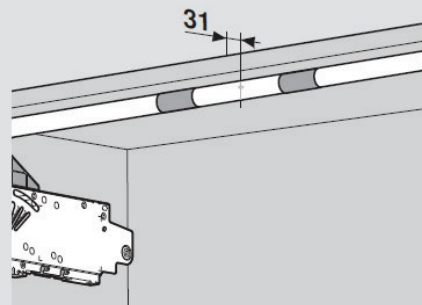
#### AVENTOS HS



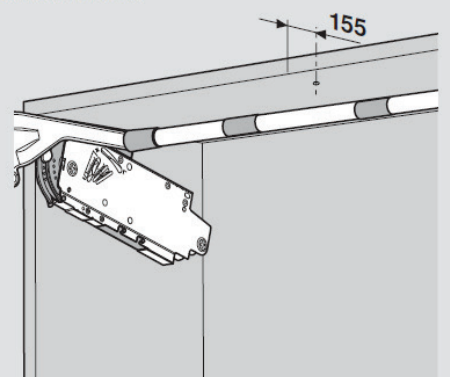
#### Mounting without a center panel



#### AVENTOS HL



#### AVENTOS HS



## BLUM SERVO-DRIVE FOR AVENTOS

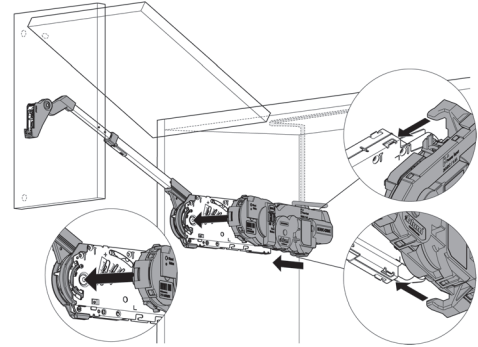

### AVENTOS HF SERVO-DRIVE Set

A) Set Includes:

- Drive unit
- 60" universal cable
- Cable connector
- Cable end protector (qty 2)

**Item #**

BP21FA000



### AVENTOS HF Cover Sets

B) Set Includes:

- SERVO-DRIVE cover plate (left)
- Cover plate (right)
- Non-handed cover caps (qty 2)
- SERVO-DRIVE switches (qty 2)
- 5mm Blum distance bumpers (qty 6)

**Item #**

**Finish**

BP21F8020NARL-LG

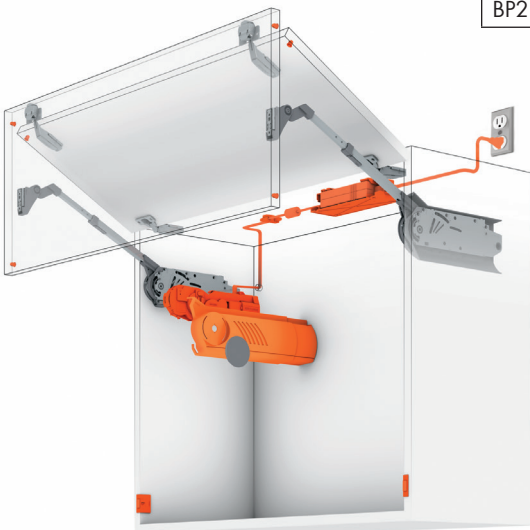
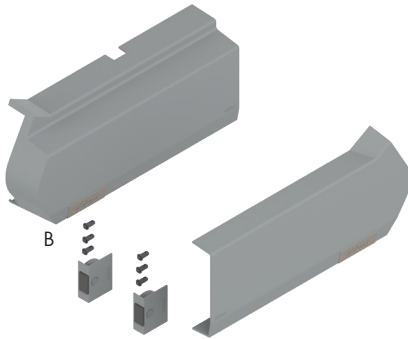
Light Gray

BP21F8020NARL-WH

Silk White

BP21F8020NARL-DG

Dark Gray



**POWER SUPPLY OPTIONS ON PAGE 124**



## BLUM SERVO-DRIVE FOR AVENTOS




### AVENTOS HS SERVO-DRIVE Set

A) Set Includes:

- Drive unit
- 60" universal cable
- Cable connector
- Cable end protector (qty 2)

| Item #    |
|-----------|
| BP21FA000 |




### AVENTOS HS Cover Sets

B) Set Includes:

- SERVO-DRIVE cover plate (left)
- Cover plate (right)
- Non-handed cover caps (qty 2)
- SERVO-DRIVE switches (qty 2)
- 5mm Blum distance bumpers (qty 6)

| Item #           | Finish     |
|------------------|------------|
| BP21S8020NARL-LG | Light Gray |
| BP21S8020NARL-WH | Silk White |
| BP21S8020NARL-DG | Dark Gray  |



### AVENTOS HS Arm Assembly Set

C) Set Includes:

- SERVO-DRIVE arm assembly (left)
- Standard arm assembly (right)
- Stabilizer rod cover cap (qty 2)

NOTE: Stabilizer rod cutting dimension for SERVO-DRIVE application is length = interior cabinet width minus 6-7/16" (164mm).

| Item #      |
|-------------|
| BP21S350001 |

**POWER SUPPLY OPTIONS ON PAGE 124**

## BLUM SERVO-DRIVE FOR AVENTOS

### AVENTOS HL SERVO-DRIVE Set

A) Set Includes:

- Drive unit
- 60" universal cable
- Cable connector
- Cable end protector (qty 2)




#### Item #

BP21FA000

### AVENTOS HL Cover Sets

B) Set Includes:

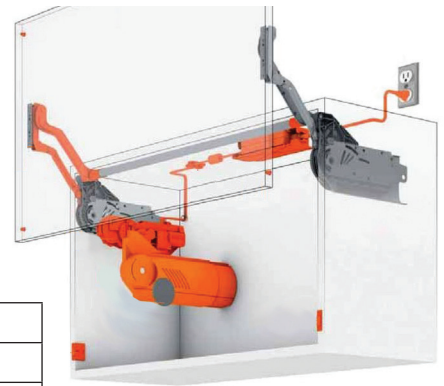
- SERVO-DRIVE cover plate (left)
- Cover plate (right)
- Non-handed cover caps (qty 2)
- SERVO-DRIVE switches (qty 2)
- 5mm Blum distance bumpers (qty 6)



#### Item #

#### Finish

|                  |            |
|------------------|------------|
| BP21L8020NARL-LG | Light Gray |
| BP21L8020NARL-WH | Silk White |
| BP21L8020NARL-DG | Dark Gray  |



### AVENTOS HL Arm Assembly Sets

C) Set Includes:

- SERVO-DRIVE arm assembly (left)
- Standard arm assembly (right)
- Stabilizer rod cover cap (qty 2)

NOTE: Stabilizer rod cutting dimension for SERVO-DRIVE application is length = interior cabinet width minus 6-7/16" (164mm).




#### Item #

#### Cabinet Height

|             |                |
|-------------|----------------|
| BP21L320001 | 300mm to 349mm |
| BP21L350001 | 350mm to 399mm |
| BP21L380001 | 400mm to 550mm |
| BP21L390001 | 450mm to 580mm |

**POWER SUPPLY OPTIONS ON PAGE 124**

## BLUM SERVO-DRIVE FOR AVENTOS



A

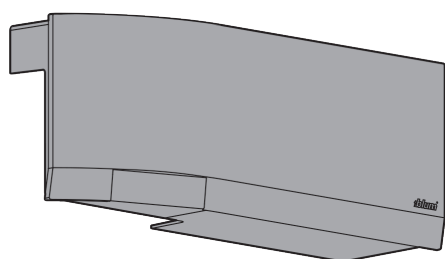
### AVENTOS HK top SERVO-DRIVE Set

A) Set Includes:

- Drive unit
- 60" universal cable
- Cable connector
- Cable end protector (qty 2)

#### Item #

BP23KA000



B

### AVENTOS HK top Cover Sets

B) Set Includes:

- SERVO-DRIVE cover plate (left)
- Cover plate (right)
- Non-handed cover caps (qty 2)
- SERVO-DRIVE switches (qty 2)
- 5mm Blum distance bumpers (qty 2)

#### Item #

BP23K8000NA-LG

#### Finish

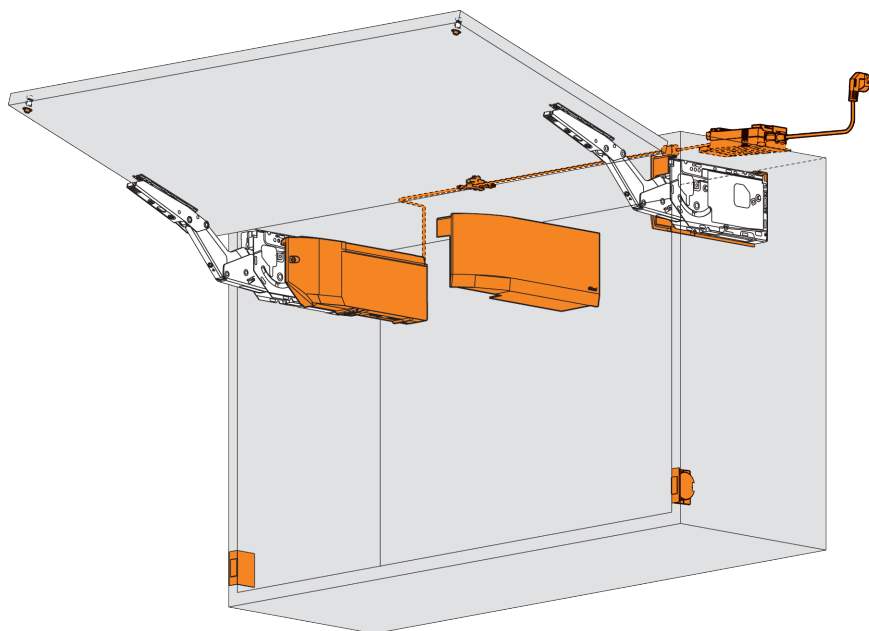
Light Gray

BP23K8000-WH

Silk White

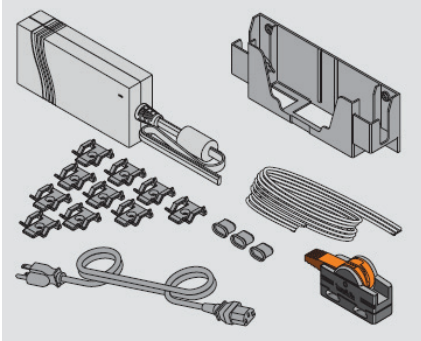
BP23K8000NA-DG

Dark Gray



**POWER SUPPLY OPTIONS ON PAGE 124**

## BLUM SERVO-DRIVE FOR AVENTOS ELECTRICAL COMPONENTS



### Power Supply Set

- Set Includes:
  - Power supply
  - Wall mount bracket
  - Three-prong power cord
  - Cable connector
  - Cable end protector (qty 3)
  - Cable clips (qty 10)
  - 19 feet of universal cable

#### Item #

BPZ10NE03UG10



### SERVO-DRIVE Power Supply Components

- Supplies power for up to 16 drive units
- Energy Star Level VI
- UL certified
- Connect to switched GFCI outlet
- Cable length is six feet
- Three-prong power cord required

#### Item #

BPZ10NE030G

#### Description

Power Supply

BPZ10M200U

Three-prong Power Cord



### SERVO-DRIVE uno Power Supply

- Supplies power to a single drive unit
- 44" power cord
- Extendable up to 6 feet using cable connectors (sold separately)

#### Item #

BPZ10NA30UGF



### SERVO-DRIVE Switch

- For adding additional activation switches to a SERVO-DRIVE for AVENTOS application
- Up to six switches can be added per drive unit
- Note: A switch can only be synchronized to one drive unit
- Comes in a set of 2

#### Item #

BP23P5020-LG

#### Finish

Light Gray


BP23P5020-WH

Silk White

BP23P5020-DG

Dark Gray

## BLUM AVENTOS ASSEMBLY AIDS



### SERVO-DRIVE Switch Boring Template

- For easy installation of SERVO-DRIVE for AVENTOS switch
- Clamp assembly for secure boring
- Set Includes:
  - 35mm bit
  - Torx driver bit (qty 2)

| Item #    |
|-----------|
| BPM312000 |



### PLATEMATE

- Boring template for all Blum face frame adapter plates
- Clamps to the frame with cam lever
- Adjustment knob accommodates face frame thickness of 5/8" to 1"
- Spacer screws allow quick use without measuring
- Set Includes:
  - 1) PLATEMATE Template
  - 2) 2.5mm Pilot Bit and Extension
  - 3) 5mm Stop Collar

| Item #     |
|------------|
| BP65503001 |



### POZI DRIVER and Bits

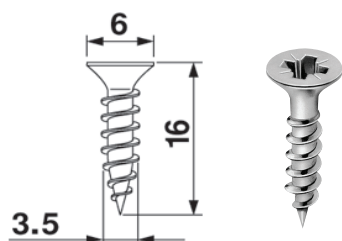
| Item #          | Description              | Box Qty |
|-----------------|--------------------------|---------|
| BPPOZIDRIVER    | #2 POZI DRIVER           | 20      |
| BPBLUMBITHOLDER | 1/4" Magnetic Bit Holder | 1       |
| BPPOZIBIT       | #2 x 1" POZI Bit Insert  | 1       |



### 3mm Vix Bit


- For use in handheld drills

| Item # |
|--------|
| BPVPB5 |



| Screws     |                               |         |
|------------|-------------------------------|---------|
| Item #     | Description                   | Box Qty |
| BP606P1000 | #6 x 5/8", #2 POZI Wood Screw | 1000    |

## BLUM AVENTOS ASSEMBLY AIDS




### Universal Individual Template

- Used for pre-boring holes for LEGRABOX, TANDEMBOX, and TANDEM drawer runners
- Can also be used to pre-bore for AVENTOS locating pins and pre-boring for hinge mounting plates
- Calibrated scales for accurate setting
- Set includes:
  - Universal individual template
  - 2.5mm stop collar
  - 5mm stop collar

| Item # |
|--------|
|--------|

|            |
|------------|
| BP65105102 |
|------------|




### Universal Boring Template

- Used for boring drawer fronts and located all fixing positions
- Used to pre-bore for drawer fronts, bottoms and backs for LEGRABOX, TANDEMBOX, METABOX drawer systems, and AVENTOS mounting plates
- Set includes
  - Template
  - 5mm marking pin
  - 10mm marking pin
  - 5mm stop collar
  - 10mm stop collar

| Item # |
|--------|
|--------|

|             |
|-------------|
| BPZML004001 |
|-------------|







TANDEMBOX DRAWER SYSTEM



METABOX DRAWER SYSTEM



MACHINERY



ORGA-LINE



AMBIA-LINE



COMPACT HINGES



# WÜRTH BAER SUPPLY COMPANY

## BLUM CATALOG

### Würth Baer Supply Company

909 Forest Edge Drive  
Vernon Hills, IL 60061  
T: 800-289-2237  
F: 888-558-2237  
[www.wurthbaersupply.com](http://www.wurthbaersupply.com)

### Other locations:

Bethlehem, PA  
Brooklyn Heights, OH  
Columbus, OH  
Edison, NJ  
Elk Grove Village, IL  
Harrisburg, PA  
Indianapolis, IN

Kansas City, MO  
Leetsdale, PA  
Londonderry, NH  
Middletown, OH  
Oak Park, MI  
Pennsauken, NJ

Sanford, NC  
Syracuse, NY  
Rumford, RI  
Versailles, KY  
West Haven, CT  
Williamsport, PA

Source code: BP3611